

PAPER • OPEN ACCESS

Momentum scale calibration of the LHCb spectrometer

To cite this article: R. Aaij *et al* 2024 *JINST* **19** P02008

View the [article online](#) for updates and enhancements.

You may also like

- [The LHCb Upgrade I](#)
R. Aaij, A.S.W. Abdelmotteleb, C. Abellan Beteta *et al.*
- [Muon identification using multivariate techniques in the CMS experiment in proton-proton collisions at \$\sqrt{s} = 13\$ TeV](#)
A. Hayrapetyan, A. Tumasyan, W. Adam *et al.*
- [Performance of the CMS electromagnetic calorimeter in pp collisions at \$\sqrt{s} = 13\$ TeV](#)
A. Hayrapetyan, A. Tumasyan, W. Adam *et al.*



ECS The Electrochemical Society
Advancing solid state & electrochemical science & technology

ECS UNITED

247th ECS Meeting
Montréal, Canada
May 18-22, 2025
Palais des Congrès de Montréal

Showcase your science!

Abstracts due December 6th

Momentum scale calibration of the LHCb spectrometer



The LHCb collaboration

E-mail: mneedham@staffmail.ed.ac.uk

ABSTRACT: For accurate determination of particle masses accurate knowledge of the momentum scale of the detectors is crucial. The procedure used to calibrate the momentum scale of the LHCb spectrometer is described and illustrated using the performance obtained with an integrated luminosity of 1.6 fb^{-1} collected during 2016 in pp running. The procedure uses large samples of $J/\psi \rightarrow \mu^+ \mu^-$ and $B^+ \rightarrow J/\psi K^+$ decays and leads to a relative accuracy of 3×10^{-4} on the momentum scale.

KEYWORDS: Particle tracking detectors; Analysis and statistical methods

ARXIV EPRINT: [2312.01772](https://arxiv.org/abs/2312.01772)

2024 JINST 19 P02008

Contents

1	Introduction	1
2	Detector	1
3	Formalism	3
4	Radiative corrections and momentum scale calibration	5
5	Method	6
6	Validation	8
7	Comparison with Run 1	9
8	Selection biases	9
9	Summary	10
	The LHCb collaboration	13

1 Introduction

An accurate estimate of the charged-particle momentum scale is a critical ingredient to achieve optimal performance in spectrometers such as the LHCb detector [1]. If the momentum scale is not well calibrated, the measured four-vectors of charged particles will be biased and the measured masses of resonances and other quantities such as decay-time will be shifted from their true values. If the bias is large and depends on the particle kinematics the mass resolution is also degraded, particularly for high mass resonances such as the $\Upsilon(nS)$.

In this paper the procedure used to calibrate the measurement of the charged-particle momentum scale of the LHCb spectrometer from 2011 to 2018 is described and results are presented using data collected during 2016 as an example. Similar results are obtained for other running periods. The paper is arranged as follows. First, the LHCb spectrometer and the formalism used are described. The procedure is then illustrated using a data sample corresponding to an integrated luminosity of 1.6 fb^{-1} , collected in proton-proton (pp) collisions at a centre-of-mass energy of 13 TeV during 2016 data taking. Finally, comparison is drawn with data collected by LHCb during 2012 running and comments are made on addressing biases related to the correlation between the mass and decay time.

2 Detector

The LHCb detector [1, 2] is a single-arm forward spectrometer covering the pseudorapidity range $2 < \eta < 5$, designed for the study of particles containing b or c quarks. The detector includes a high-precision tracking system consisting of a silicon-strip vertex detector (VELO) surrounding

the pp interaction region [3], a large-area silicon-strip detector (TT) located upstream of a dipole magnet with a bending power of about 4 Tm, and three stations of silicon-strip detectors and straw drift tubes [4] placed downstream of the magnet (T-stations). The length scale of the VELO along the beam axis (the z -direction) is known to a relative precision of 2×10^{-4} . The polarity of the dipole magnet is reversed periodically throughout data-taking. The configuration with the magnetic field vertically upwards, *MagUp* (downwards, *MagDown*), deflects positively (negatively) charged particles in the horizontal plane towards the centre of the LHC. The tracking system provides a measurement of the momentum, p , of charged particles with a relative uncertainty that varies from 0.5% at low momentum to 1.0% at 200 GeV/c.

Different types of charged hadrons are distinguished using information from two ring-imaging Cherenkov detectors [5]. Photons, electrons, and hadrons are identified by a calorimeter system consisting of scintillating-pad and preshower detectors, an electromagnetic calorimeter and a hadronic calorimeter. Muons are identified by a system composed of alternating layers of iron and multiwire proportional chambers [6]. The online event selection is performed by a trigger [7], which consists of a hardware stage, based on information from the calorimeter and muon systems, followed by a software stage, which applies a full event reconstruction including a track fit based on a Kalman filter [8, 9].

In the simulation, pp collisions are generated using PYTHIA 6.4 [10] with a specific LHCb configuration [11]. Decays of hadronic particles are described by EVTGEN [12] in which final state radiation is generated using PHOTOS [13]. The interaction of generated particles with the detector and its response are implemented using the GEANT4 toolkit [14] as described in ref. [15].

The accuracy of the momentum scale prior to the procedure described here is determined by the knowledge of the magnetic field map, the alignment, and the detector material. The field of the dipole magnet was mapped to a relative accuracy of 4×10^{-4} with Hall probes prior to first data taking in 2009 [1]. Further measurements were taken during LHC shutdown periods. These measurements were combined with the results of a TOSCA finite-element simulation to provide the field map used in the reconstruction.

The geometry of the LHCb tracking system is relatively complicated and care is needed to achieve the optimal alignment. Detailed metrology and optical surveys were made for all detector components prior to installation. The stability of the C-frames on which the T-stations are mounted are monitored using a CCD-based Rasnik system [4]. During 2014 an additional optical monitoring system ('BCAM') was installed to monitor the position of the inner part of this detector [16]. From the information provided by the hardware system and software alignment studies it is known that the position of most detector elements is stable during data taking. An exception is the silicon-strip detector located in the inner part of the first T-station. A shift of ~ 1 cm in the position of this detector along the beam line is seen when the magnet is powered on.

The framework to determine the global alignment of the tracking system is discussed in refs. [17, 18]. It is based on the closed form Kalman filter-based method described in ref. [19]. An important aspect of the software alignment procedure is that it utilizes mass constraints provided by selected $D^0 \rightarrow K^+\pi^-$ and $J/\psi \rightarrow \mu^+\mu^-$ candidates to reduce weak modes such as the curvature bias described in section 3 and ref. [20]. During Run 1 (2010–2012) updates to the alignment constants were made offline when significant changes to the running conditions occurred (e.g. changes in magnet polarity). From 2015 onwards (Run 2) the alignment runs in real-time each fill at the software trigger stage, using the D^0 mass constraint, and the constants are automatically updated if significant

changes are detected [21]. Midway through the 2018 run period a high-granularity alignment of the spectrometer was made using a sample of high-momentum muons produced in $Z^0 \rightarrow \mu^+\mu^-$ decays. The resulting alignment was then used as an input to the online procedure.

A correction for energy loss in the detector material is applied during the Kalman filter step. This correction uses the Bethe formula including the density correction [22]. As particle identification information is not available when the track fit is performed, all particles are considered to be pions. This is a valid assumption as particles that traverse the full spectrometer are highly relativistic ($p > 3 \text{ GeV}/c$) such that the energy loss correction is independent of the particle type. The size of the applied correction is momentum dependent and comparable to the intrinsic momentum resolution of the detector. The amount of material in the detector is known from surveys and assays during installation to a precision of 5 – 10 % [2]. In detailed studies of particles' masses, an additional uncertainty to the momentum scale determination that accounts for the material knowledge is assigned [23].

From the above discussion it is clear that to achieve an accurate calibration of the momentum scale using the decays of precisely measured resonances are needed. The methodology for this will be detailed in the next section.

3 Formalism

Consider a two-body decay $P \rightarrow d_1 d_2$. The invariant mass of the system, in natural units, is

$$m_{12} = \sqrt{m_1^2 + m_2^2 + 2(E_1 E_2 - \vec{p}_1 \cdot \vec{p}_2)}, \quad (3.1)$$

where $m_{1,2}$, $\vec{p}_{1,2}$, $E_{1,2}$ are respectively the mass, momentum vector and energy of the decay products. The derivative of this expression with respect to the magnitude of the momentum vector $p_1 = |\vec{p}_1|$ can be written as

$$\frac{dm_{12}}{dp_1} = \frac{m_{12}^2 - m_1^2 - m_2^2 - 2m_1^2 E_2/E_1}{2m_{12} p_1}. \quad (3.2)$$

Consequently, if the momentum scale of child d_1 is biased by a scale factor

$$p_1 \rightarrow (1 + \alpha_1) p_1. \quad (3.3)$$

The observed change in the two-body invariant mass, to first order in α_1 , is given by

$$m_{12} \rightarrow m_{12} + \alpha_1 \frac{m_{12}^2 - m_1^2 - m_2^2 - 2m_1^2 E_2/E_1}{2m_{12}}. \quad (3.4)$$

Therefore, the value of α_1 can be obtained from the difference δm between the observed average invariant mass m_{12} and the known mass of the parent particle m_P .

In general a momentum-scale bias will affect both child particles. To first order in the momentum-scale bias the total mass bias can be obtained by summing the two contributions. Assuming the momentum-scale bias is the same for both children (that is $\alpha_1 = \alpha_2$), the observed bias in the mass is given by

$$\delta m = \alpha \frac{m_P^2 - m_1^2 - m_2^2 - m_1^2 E_2/E_1 - m_2^2 E_1/E_2}{m_P}. \quad (3.5)$$

In the case of two identical child particles with mass m , the average bias is

$$\delta m = \alpha \frac{m_P^2 - m^2 R}{m_P}, \quad (3.6)$$

with

$$R = 2 + \frac{E_1}{E_2} + \frac{E_2}{E_1}. \quad (3.7)$$

Equation 3.6 is appropriate for decays such as $K_S^0 \rightarrow \pi^+\pi^-$ where the mass of the child particles is comparable to the mass of the parent. For the decays $J/\psi \rightarrow \mu^+\mu^-$ and $\Upsilon(nS) \rightarrow \mu^+\mu^-$, measured in the LHCb detector, $m^2 R \ll m_P^2$ and hence

$$\Delta m \approx \alpha \cdot m_P. \quad (3.8)$$

The $B^+ \rightarrow J/\psi K^+$ decay mode,¹ with the subsequent $J/\psi \rightarrow \mu^+\mu^-$ decay, is crucial for the calibration of the LHCb spectrometer. For this decay, after applying a kinematic fit [24] that constrains the measured dimuon mass to the known J/ψ mass, the mass resolution is dominated by the knowledge of the momentum of the kaon. Consequently, it is reasonable to assume that the reconstructed B^+ mass is directly related to the momentum scale of the charged kaon. Labelling the kaon momentum by p_1 the momentum-scale bias is obtained using the average value of the mass bias corrected by the kinematic factor in eq. 3.4,

$$\alpha = (m_{12} - m_P) \frac{2m_{12}}{m_{12}^2 - m_1^2 - m_2^2 - 2m_1^2 E_2/E_1}. \quad (3.9)$$

This method gives the momentum-scale in bins of the kaon kinematics. The momentum p_2 of the mass-constrained J/ψ is considered to be unaffected by the momentum-scale bias. Studies with the $B^+ \rightarrow J/\psi K^+$ simulation indicate that this assumption is valid to a precision of 10^{-4} in the parameter α .

A momentum-scale bias as discussed above is generated by a wrong estimation of the magnetic field integral or a poor tuning of the energy loss correction in the detector. Another possible effect is the curvature bias due to detector misalignment discussed in ref. [20]. For the LHCb geometry, a typical misalignment that leads to a curvature bias is a small displacement, in the bending plane, of the T-stations relative to the VELO. Defining the curvature of particle i as $\omega_i = q_i/p_i$, where q_i is the particle charge, the effect of a curvature bias $\omega_1 \rightarrow \omega_1 + \delta\omega$ on the two-body invariant mass follows from eq. 3.4 as

$$\delta m_{12} = -\delta\omega \frac{p_1}{q_1} \frac{m_{12}^2 - m_1^2 - m_2^2 - 2m_1^2 E_2/E_1}{2m_{12}}. \quad (3.10)$$

Contrary to a global momentum-scale bias, the mass bias due to a curvature bias has opposite sign for the particles in a two-body decay. If the two particles have equal momentum, the two contributions exactly cancel. Labelling the momentum of the negatively charged child as p_1 , in the limit of massless children eq. 3.10 becomes

$$\delta m_{12} = \frac{1}{2} \delta\omega m_{12} (p_1 - p_2). \quad (3.11)$$

¹Charge conjugation is implied throughout.

Hence, a curvature bias can be identified by considering the average invariant mass as a function of the momentum difference between the children.

A curvature bias leads to a relative momentum bias that is quadratic in the momentum. As a result momentum-scale bias effects typically dominate at small momenta, while curvature bias effects dominate at large momenta. For the LHCb detector, the curvature bias from residual misalignment needs to be accounted for in electroweak physics measurements, such as the W -boson mass measurement detailed in ref. [25, 26]. Applying an additional correction for curvature bias effects has little impact on the results presented here.

4 Radiative corrections and momentum scale calibration

A complication that arises in the extraction of the momentum scale from resonance decays is due to QED final state radiation. This has two effects. First, it introduces a long radiative tail that must be accounted for to obtain a good quality fit. A common approach is to fit a Crystal Ball function [27] which has a Gaussian core and a power-law tail. The Crystal Ball function has four parameters: mean (μ), resolution (σ), transition point for the radiative tail (a) and the exponent of the power law (n). The latter three parameters are highly correlated and care is needed to obtain a reliable fit. The procedure adopted is to fix n to one and parameterize a from fits to the shape obtained from the generator-level simulation convolved with a Gaussian resolution function with known σ . As an example, the resulting quadratic function for the $J/\psi \rightarrow \mu^+\mu^-$ decay mode is shown in figure 1(left).

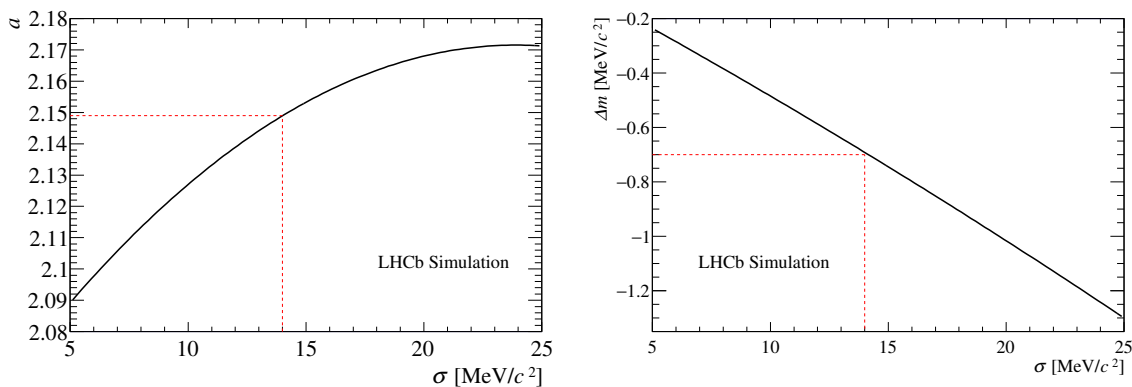


Figure 1. (left) Parameterization of a and (right) bias on the measured mass versus σ for the $J/\psi \rightarrow \mu^+\mu^-$ decay mode. The (red) dashed lines highlight the values for the typical J/ψ mass resolution of $14 \text{ MeV}/c^2$.

The second effect of final state radiation is to shift the position of the mass peak to lower values. This bias remains even if a fit to a Crystal Ball function is made since it has a symmetric Gaussian core. It is corrected for by parameterizing the observed bias in the simulation as a function of the resolution. Figure 1(right) shows the resulting correction for the $J/\psi \rightarrow \mu^+\mu^-$ decay mode. The typical correction size is $0.7 \text{ MeV}/c^2$, which corresponds to $\alpha \sim 2 \times 10^{-4}$. The reliability of the PHOTOS simulation is probed by varying its settings leading to a relative uncertainty of 5×10^{-5} on the momentum scale determination.

5 Method

The procedure used to correct the momentum scale exploits the large samples of detached $J/\psi \rightarrow \mu^+\mu^-$ and $B^+ \rightarrow J/\psi K^+$ decays collected by LHCb. The calibration is performed separately for each year of data taking and is illustrated here using data collected during 2016. Corrections are performed that account for the variation of the momentum scale with time, Δ_r , particle kinematics, Δ_k , and to fix the global momentum scale, Δ_g . In the first step the data sample is divided into run periods chosen according to known changes in conditions (e.g. reversals of the magnet polarity) or known drifts in the measured J/ψ mass. For each run period a fit is made to the dimuon invariant mass distribution of selected J/ψ candidates. In this fit the signal is modelled by a Crystal Ball function with the tail parameterisation described in section 4 and the background by an exponential function. The fitted mean mass value is corrected for the effect of radiative corrections and converted into Δ_r using eq. 3.8. In figure 2 (left) it can be seen that the size of Δ_r varies from $1 - 4 \times 10^{-4}$ over the 2016 running period. Two trends are visible. At the start of the 2016 run period a global upwards drift of Δ_r is observed. This is correlated with movements of the hardware monitoring systems of the downstream tracking stations over time [4]. In addition, Δ_r for data taken with *MagUp* is generally larger than *MagDown* by $\sim 10^{-4}$. A similar effect is observed in all LHCb running during Run 1 and 2. It may be due to the shifts in the T-station positions when the field is reversed as discussed in section 2 or to movements of the magnet coils.

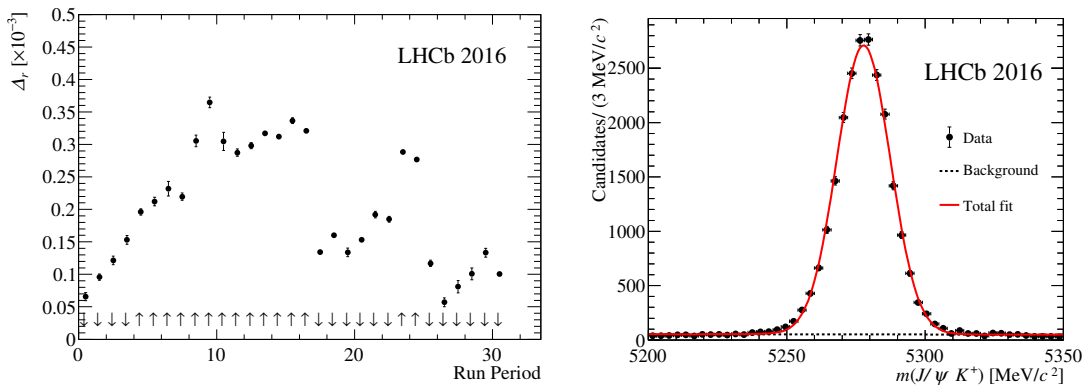


Figure 2. (left) Variation of Δ_r , during the 2016 run period determined using the $J/\psi \rightarrow \mu^+\mu^-$ decay mode. The magnetic field polarity is indicated below the plot with the symbols \uparrow, \downarrow for field up and down respectively. (right) Example fit to the $J/\psi K^+$ invariant mass distribution for candidates with $q \cdot f_p > 0$ and $0.025 < tx < 0.05$ rad and $0 < ty < 0.05$ rad for the 2016 dataset.

The next step is to determine Δ_k . Fits are made to the invariant mass distribution of $B^+ \rightarrow J/\psi K^+$ candidates in bins of the kaon kinematics and the field scale determined by converting the fitted value of the B^+ mass into an estimate of the momentum scale using eq. 3.9. Ideally, the phase space would be binned according to the kaon track slopes ($tx = \tan^{-1}(p_x/p_z)$ and $ty = \tan^{-1}(p_y/p_z)$) and curvature (q/p). With the available dataset size this is not possible. Various binning schemes and reduced sets of variables were explored. The best performance, judged by the improvement in the mass resolution for the $\Upsilon(nS)$ resonances, was obtained by dividing the data according to the sign of

the product of the track charge and magnetic field polarity,² $q \cdot f_p$, and binning according to tx and ty . The binning scheme for each year was adjusted such that statistical uncertainty on each bin was $O(10^{-4})$. An example mass fit to the $B^+ \rightarrow J/\psi K^+$ mode is shown in figure 2 (right). The resulting correction maps are shown in figure 3. Particularly at the edge of the detector the values of Δ_k are large ($\Delta_k \sim 10^{-3}$). Local corrections to the momentum scale at the level of 10^{-3} are needed.

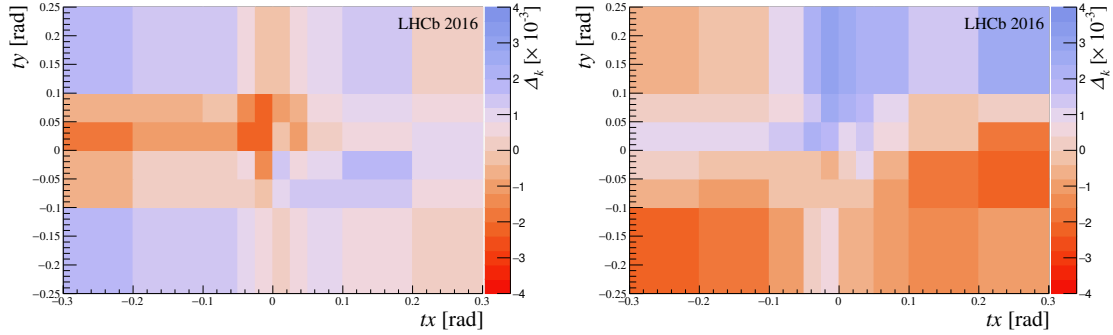


Figure 3. Local momentum scale correction Δ_k as a function of tx and ty for the 2016 dataset (left) $q \cdot f_p > 0$ and (right) $q \cdot f_p < 0$.

The final step is to fix, Δ_g , the global momentum scale. This is done by fitting the $J/\psi \rightarrow \mu^+\mu^-$ dataset with a signal described by the sum of two Crystal Ball functions and an exponential background component. The J/ψ mass distribution after this calibration is shown in figure 4.

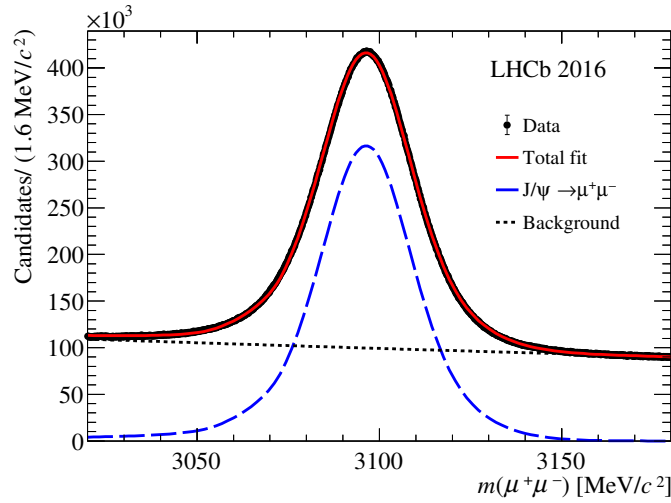


Figure 4. Fit to the dimuon invariant mass distribution for the J/ψ sample after the procedure discussed in the text. The signal (dashed blue line), combinatorial background (dotted black line) and total fit mode (red line) are superimposed.

The total momentum scale correction applied to each particle is thus

$$1 - \alpha = 1 - \Delta_g - \Delta_k - \Delta_r.$$

² $f_p = -1$ for *MagDown* and 1 for *MagUp*.

6 Validation

Cross-checks are made of the validity of the calibration procedure using the $J/\psi \rightarrow \mu^+\mu^-$ and $B^+ \rightarrow J/\psi K^+$ samples together with a sample of $\Upsilon(nS)$ decays shown in figure 5 (left). The large samples available allow the variation of the momentum scale to be studied as a function of kinematic variables such as p , transverse momentum and the orientation of the decay plane with respect to the magnetic field. As an example, figure 5 (right) shows the remaining bias on the momentum scale as a function of p_d which is the momentum of the kaon for the $B^+ \rightarrow J/\psi K^+$ sample and half the momentum of the parent in the case of the J/ψ and $\Upsilon(1S)$ resonances. It can be seen that the variation of α as a function of momentum is less than 3×10^{-4} .

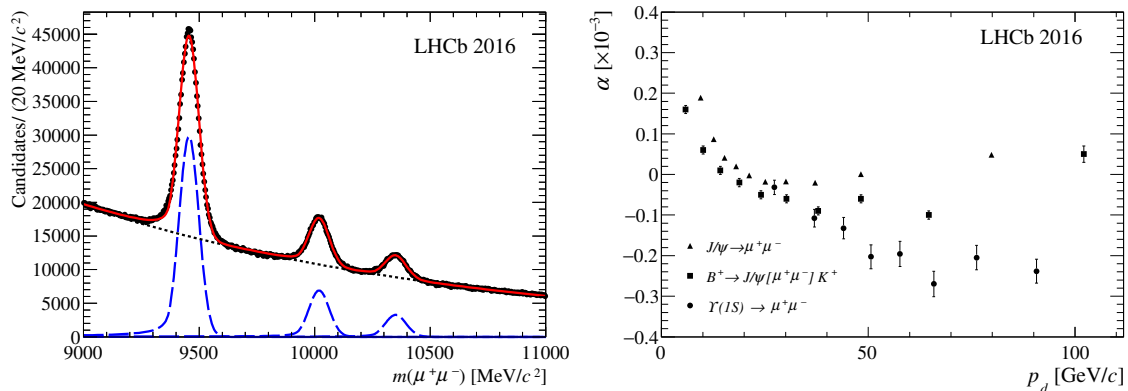


Figure 5. (left) Fit to the sample of selected dimuon candidates in the region of the Υ resonances. Each Υ resonance is described by a Crystal Ball function (blue dashed line) and the combinatorial background by an exponential (black dotted line). The total fit model is also superimposed. (right) Bias on the momentum scale, α versus p_d as defined in the text for the $J/\psi \rightarrow \mu^+\mu^-$, $B^+ \rightarrow J/\psi K^+$ and the $\Upsilon(1S) \rightarrow \mu^+\mu^-$ samples.

The size of Δ_k , is similar in magnitude to the momentum resolution. As can be seen in table 1 applying the calibration improves the relative mass resolution for the $\Upsilon(nS)$ resonances by around 5%.

Table 1. Invariant mass resolution for the Υ resonances before and after the momentum scale calibration.

Resonance	Mass resolution [MeV/c ²]	
	Before	After
$\Upsilon(1S)$	44.4 ± 0.1	42.4 ± 0.1
$\Upsilon(2S)$	45.9 ± 0.3	43.9 ± 0.2
$\Upsilon(3S)$	47.3 ± 0.5	45.2 ± 0.5

Various checks are made using the $B^+ \rightarrow J/\psi K^+$ sample. For example, dividing the data according to whether the kaon has hits in the TT detector, whether it traversed the inner or outer parts of the downstream tracker and the location of its first measurements in the vertex detector. In these tests no evidence of a bias significantly larger than the 3×10^{-4} level was found in any kinematic region.

Figure 6 summarizes the residual bias observed for a variety of different decay modes that probe a range of particle kinematics. It can be seen that the variation in α between the different modes again does not exceed 3×10^{-4} .

Based upon the observed variation of α seen for different decay-modes and as function of particle kinematics the uncertainty on α is taken to be 3×10^{-4} . A similar conclusion is drawn by considering the variation in the observed D^0 mass in four-body decay modes [23].

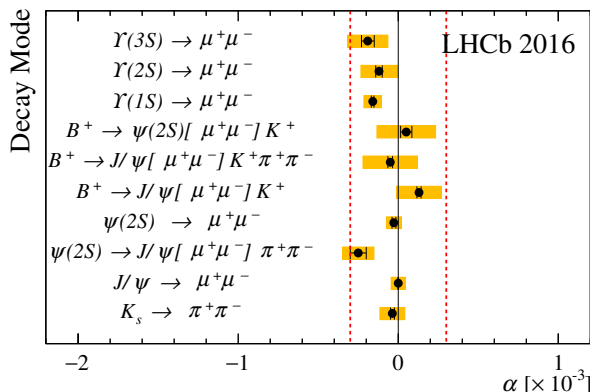


Figure 6. Average momentum-scale bias α determined from the reconstructed mass of various decay modes after the momentum calibration procedure for the 2016 dataset. The K_S^0 decays considered are those that occur in the vertex detector and have a flight distance of less than 5 cm. The black error bars represent the statistical uncertainty whilst the (yellow) filled areas also include contributions to the systematic uncertainty from the fitting procedure, the effect of QED radiative corrections, and the uncertainty on the mass of the decaying meson [22]. The (red) dashed lines show the assigned uncertainty of $\pm 3 \times 10^{-3}$ on the momentum scale.

7 Comparison with Run 1

The procedure described here was used to calibrate Run 1 data (see for example ref. [23, 28]). The main difference between the two datasets is the size of the overall correction. For the Run 1 data taking an earlier and less accurate version of the magnetic field map was used. With this field map values of Δ_r around 1×10^{-3} were found. After the momentum scale calibration a similar performance to the 2016 data is achieved. This can be seen in figure 7 where the residual bias for a variety of decay modes is summarized for the study of the 2012 data.

8 Selection biases

An additional invariant mass bias is present for open charm decays selected with cuts on quantities related to the flight distance. This can be seen by considering a two-body decay such as $D^0 \rightarrow K^-\pi^+$. If multiple scattering, that occurs within the RF-foil that separates the VELO from the primary LHC vacuum, increases the opening angle between the decay products, both the reconstructed invariant mass and the decay length will be higher than the true value. Thus if cuts are applied on the minimum flight distance candidates with higher values of invariant mass are selected. The size of this bias depends on the selection and the lifetime of the decaying hadron. If no lifetime biasing cuts are applied or the particles are prompt (such as the $\Upsilon(nS)$) or long-lived (like b -hadrons), the size of this effect is negligible. The lifetime of open charm hadrons is such that with typical selections a large bias is seen. With the selection applied in the trigger [21] the size of this bias is estimated

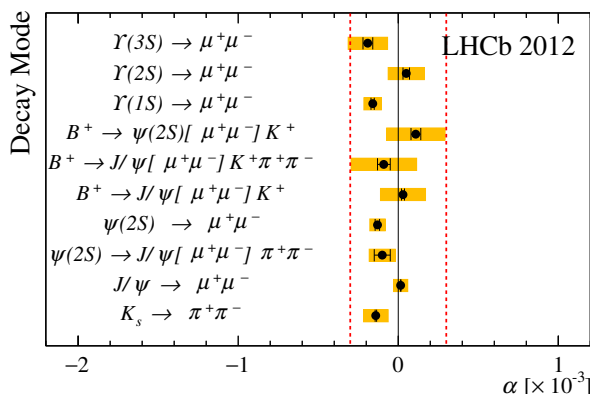


Figure 7. Average momentum-scale bias α determined from the reconstructed mass of various decay modes after the momentum calibration procedure for data collected in 2012. The K_S^0 decays considered are those that occur in the vertex detector and have a flight distance of less than 5 cm. The black error bars represent the statistical uncertainty whilst the (yellow) filled areas also include contributions to the systematic uncertainty from the fitting procedure, the effect of QED radiative corrections, and the uncertainty on the mass of the decaying meson. The (red) dashed lines show the assigned uncertainty of $\pm 3 \times 10^{-3}$ on the momentum scale.

using the simulation to be $0.7 \text{ MeV}/c^2$ and $0.2 \text{ MeV}/c^2$ for the D^0 and D^+ mesons respectively. The difference in the size of the bias reflects the difference in the lifetime of the two mesons. Several approaches to correct this are adopted. For the studies of open charm meson masses presented in ref. [23] a lifetime unbiased selection is used. In other analyses, such as the discovery of the Ξ_{cc}^{++} baryon [29], tight requirements on lifetime related variables are needed. In such cases the bias is studied and corrected using the simulation.

9 Summary

In this paper the calibration of the momentum scale of the LHCb detector has been described and illustrated using data collected during 2016. The procedure used is generic and makes use of the large $J/\psi \rightarrow \mu^+\mu^-$ and $B^+ \rightarrow J/\psi K^+$ samples that have been collected. The uncertainty on the procedure is judged to be 3×10^{-3} by studying the decays of well known resonances. Similar performance is achieved for the other years in Run 2. The method has allowed the LHCb collaboration to make many precise determinations of particle masses and widths over the last decade. Further improvements are possible with a better understanding of the field map and detector material.

Acknowledgments

We express our gratitude to our colleagues in the CERN accelerator departments for the excellent performance of the LHC. We thank the technical and administrative staff at the LHCb institutes. We acknowledge support from CERN and from the national agencies: CAPES, CNPq, FAPERJ and FINEP (Brazil); MOST and NSFC (China); CNRS/IN2P3 (France); BMBF, DFG and MPG (Germany); INFN (Italy); NWO (Netherlands); MNiSW and NCN (Poland); MCID/IFA (Romania); MICINN (Spain); SNSF and SER (Switzerland); NASU (Ukraine); STFC (United Kingdom); DOE NP and NSF (U.S.A.). We acknowledge the computing resources that are provided by CERN, IN2P3 (France), KIT and

DESY (Germany), INFN (Italy), SURF (Netherlands), PIC (Spain), GridPP (United Kingdom), CSCS (Switzerland), IFIN-HH (Romania), CBPF (Brazil), and Polish WLCG (Poland). We are indebted to the communities behind the multiple open-source software packages on which we depend. Individual groups or members have received support from ARC and ARDC (Australia); Key Research Program of Frontier Sciences of CAS, CAS PIFI, CAS CCEPP, Fundamental Research Funds for the Central Universities, and Sci. & Tech. Program of Guangzhou (China); Minciencias (Colombia); EPLANET, Marie Skłodowska-Curie Actions, ERC and NextGenerationEU (European Union); A*MIDEX, ANR, IPhU and Labex P2IO, and Région Auvergne-Rhône-Alpes (France); AvH Foundation (Germany); ICSC (Italy); GVA, XuntaGal, GENCAT, Inditex, InTalent and Prog. Atracción Talento, CM (Spain); SRC (Sweden); the Leverhulme Trust, the Royal Society and UKRI (United Kingdom).

References

- [1] LHCb collaboration, *The LHCb Detector at the LHC*, 2008 *JINST* **3** S08005.
- [2] LHCb collaboration, *LHCb Detector Performance*, *Int. J. Mod. Phys. A* **30** (2015) 1530022 [[arXiv:1412.6352](#)].
- [3] R. Aaij et al., *Performance of the LHCb Vertex Locator*, 2014 *JINST* **9** P09007 [[arXiv:1405.7808](#)].
- [4] LHCb OUTER TRACKER group, *Performance of the LHCb Outer Tracker*, 2014 *JINST* **9** P01002 [[arXiv:1311.3893](#)].
- [5] LHCb RICH collaboration, *Performance of the LHCb RICH detector at the LHC*, *Eur. Phys. J. C* **73** (2013) 2431 [[arXiv:1211.6759](#)].
- [6] A.A. Alves Jr. et al., *Performance of the LHCb muon system*, 2013 *JINST* **8** P02022 [[arXiv:1211.1346](#)].
- [7] R. Aaij et al., *The LHCb Trigger and its Performance in 2011*, 2013 *JINST* **8** P04022 [[arXiv:1211.3055](#)].
- [8] R.E. Kalman, *A New Approach to Linear Filtering and Prediction Problems*, *J. Basic Eng.* **82** (1960) 35.
- [9] R. Fruhwirth, *Application of Kalman filtering to track and vertex fitting*, *Nucl. Instrum. Meth. A* **262** (1987) 444.
- [10] T. Sjostrand, S. Mrenna and P.Z. Skands, *PYTHIA 6.4 Physics and Manual*, *JHEP* **05** (2006) 026 [[hep-ph/0603175](#)].
- [11] I. Belyaev et al., *Handling of the generation of primary events in Gauss, the LHCb simulation framework*, *J. Phys. Conf. Ser.* **331** (2011) 032047.
- [12] D.J. Lange, *The EvtGen particle decay simulation package*, *Nucl. Instrum. Meth. A* **462** (2001) 152.
- [13] P. Golonka and Z. Was, *PHOTOS Monte Carlo: A precision tool for QED corrections in Z and W decays*, *Eur. Phys. J. C* **45** (2006) 97 [[hep-ph/0506026](#)].
- [14] J. Allison et al., *Geant4 developments and applications*, *IEEE Trans. Nucl. Sci.* **53** (2006) 270.
- [15] M. Clemencic et al., *The LHCb simulation application, Gauss: Design, evolution and experience*, *J. Phys. Conf. Ser.* **331** (2011) 032023.
- [16] J.-C. Gayde et al., *Alignment and Monitoring Systems for Accelerators and Experiments Based on BCAM - First Results and Benefits of Systems Developed for ATLAS, LHCb and HIE-ISOLDE*, in the proceedings of the 9th International Particle Accelerator Conference, Vancouver, Canada, 29 April–4 May 2018 [[DOI:10.18429/JACoW-IPAC2018-WEPAF067](#)].

- [17] J. M. Amoraal, *Alignment of the LHCb detector with Kalman filter fitted tracks*, *J. Phys. Conf. Ser.* **219** (2010) 032028.
- [18] M. Deissenroth, *Experience with LHCb alignment software on first data*, *J. Phys. Conf. Ser.* **219** (2010) 032035.
- [19] W. Hulsbergen, *The global covariance matrix of tracks fitted with a Kalman filter and an application in detector alignment*, *Nucl. Instrum. Meth. A* **600** (2009) 471 [[arXiv:0810.2241](#)].
- [20] J. Amoraal et al., *Application of vertex and mass constraints in track-based alignment*, *Nucl. Instrum. Meth. A* **712** (2013) 48 [[arXiv:1207.4756](#)].
- [21] G. Dujany and B. Storaci, *Real-time alignment and calibration of the LHCb Detector in Run II*, *J. Phys. Conf. Ser.* **664** (2015) 082010.
- [22] PARTICLE DATA group, *Review of Particle Physics*, *Prog. Theor. Exp. Phys.* **2022** (2022) 083C01.
- [23] LHCb collaboration, *Precision measurement of D meson mass differences*, *JHEP* **06** (2013) 065 [[arXiv:1304.6865](#)].
- [24] W.D. Hulsbergen, *Decay chain fitting with a Kalman filter*, *Nucl. Instrum. Meth. A* **552** (2005) 566 [[physics/0503191](#)].
- [25] LHCb collaboration, *Measurement of the W boson mass*, *JHEP* **01** (2022) 036 [[arXiv:2109.01113](#)].
- [26] LHCb collaboration, *Charge-dependent curvature-bias corrections using a pseudomass method*, [arXiv:2311.04670](#).
- [27] T. Skwarnicki, *A study of the radiative CASCADE transitions between the Upsilon-Prime and Upsilon resonances*, Ph.D. thesis, INP, Cracow, Poland (1986).
- [28] LHCb collaboration, *Measurement of the Λ_b^0 , Ξ_b^- and Ω_b^- baryon masses*, *Phys. Rev. Lett.* **110** (2013) 182001 [[arXiv:1302.1072](#)].
- [29] LHCb collaboration, *Observation of the doubly charmed baryon Ξ_{cc}^{++}* , *Phys. Rev. Lett.* **119** (2017) 112001 [[arXiv:1707.01621](#)].

The LHCb collaboration

R. Aaij³⁵, A.S.W. Abdelmotteleb⁵⁴, C. Abellan Beteta⁴⁸, F. Abudinén⁵⁴, T. Ackernley⁵⁸,
B. Adeva⁴⁴, M. Adinolfi⁵², P. Adlarson⁷⁸, C. Agapopoulou⁴⁶, C.A. Aidala⁷⁹, Z. Ajaltouni¹¹,
S. Akar⁶³, K. Akiba³⁵, P. Albicocco²⁵, J. Albrecht¹⁷, F. Alessio⁴⁶, M. Alexander⁵⁷,
A. Alfonso Alberio⁴³, Z. Aliouche⁶⁰, P. Alvarez Cartelle⁵³, R. Amalric¹⁵, S. Amato³, J.L. Amey⁵²,
Y. Amhis^{13,46}, L. An⁶, L. Anderlini²⁴, M. Andersson⁴⁸, A. Andreianov⁴¹, P. Andreola⁴⁸,
M. Andreotti²³, D. Andreou⁶⁶, A. Anelli^{28,o}, D. Ao⁷, F. Archilli^{34,u}, M. Argenton²³,
S. Arguedas Cuendis⁹, A. Artamonov⁴¹, M. Artuso⁶⁶, E. Aslanides¹², M. Atzeni⁶²,
B. Audurier¹⁴, D. Bacher⁶¹, I. Bachiller Perea¹⁰, S. Bachmann¹⁹, M. Bachmayer⁴⁷, J.J. Back⁵⁴,
P. Baladron Rodriguez⁴⁴, V. Balagura¹⁴, W. Baldini²³, J. Baptista de Souza Leite², M. Barbeti^{24,l},
I.R. Barbosa⁶⁷, R.J. Barlow⁶⁰, S. Barsuk¹³, W. Barter⁵⁶, M. Bartolini⁵³, J. Bartz⁶⁶,
F. Baryshnikov⁴¹, J.M. Basels¹⁶, G. Bassi^{32,r}, B. Batsukh⁵, A. Battig¹⁷, A. Bay⁴⁷, A. Beck⁵⁴,
M. Becker¹⁷, F. Bedeschi³², I.B. Bediaga², A. Beiter⁶⁶, S. Belin⁴⁴, V. Bellee⁴⁸, K. Belous⁴¹,
I. Belov²⁶, I. Belyaev⁴¹, G. Benane¹², G. Bencivenni²⁵, E. Ben-Haim¹⁵, A. Berezhnoy⁴¹,
R. Bernet⁴⁸, S. Bernet Andres⁴², C. Bertella⁶⁰, A. Bertolin³⁰, C. Betancourt⁴⁸, F. Betti⁵⁶,
J. Bex⁵³, Ia. Bezshyiko⁴⁸, J. Bhom³⁸, M.S. Bieker¹⁷, N.V. Biesuz²³, P. Billoir¹⁵, A. Biolchini³⁵,
M. Birch⁵⁹, F.C.R. Bishop¹⁰, A. Bitadze⁶⁰, A. Bizzeti⁴⁶, M.P. Blago⁵³, T. Blake⁵⁴, F. Blanc⁴⁷,
J.E. Blank¹⁷, S. Blusk⁶⁶, D. Bobulska⁵⁷, V. Bocharnikov⁴¹, J.A. Boelhauve¹⁷,
O. Boente Garcia¹⁴, T. Boettcher⁶³, A. Bohare⁵⁶, A. Boldyrev⁴¹, C.S. Bolognani⁷⁶,
R. Bolzonella^{23,k}, N. Bondar⁴¹, F. Borgato^{30,46}, S. Borghi⁶⁰, M. Borsato^{28,o}, J.T. Borsuk³⁸,
S.A. Bouchiba⁴⁷, T.J.V. Bowcock⁵⁸, A. Boyer⁴⁶, C. Bozzi²³, M.J. Bradley⁵⁹, A. Brea Rodriguez⁴⁴,
N. Breer¹⁷, J. Brodzicka³⁸, A. Brossa Gonzalo⁴⁴, J. Brown⁵⁸, D. Brundu²⁹, A. Buonaura⁴⁸,
L. Buonincontri³⁰, A.T. Burke⁶⁰, C. Burr⁴⁶, A. Bursche⁶⁹, A. Butkevich⁴¹, J.S. Butter⁵³,
J. Buytaert⁴⁶, W. Byczynski⁴⁶, S. Cadeddu²⁹, H. Cai⁷¹, R. Calabrese^{23,k}, L. Calefice¹⁷, S. Cali²⁵,
M. Calvi^{28,o}, M. Calvo Gomez⁴², J. Cambon Bouzas⁴⁴, P. Campana²⁵, D.H. Campora Perez⁷⁶,
A.F. Campoverde Quezada⁷, S. Capelli^{28,o}, L. Capriotti²³, R. Caravaca-Mora⁹, A. Carbone^{22,i},
L. Carcedo Salgado⁴⁴, R. Cardinale^{26,m}, A. Cardini²⁹, P. Carniti^{28,o}, L. Carus¹⁹, A. Casais Vidal⁶²,
R. Caspary¹⁹, G. Casse⁵⁸, J. Castro Godinez⁹, M. Cattaneo⁴⁶, G. Cavallero²³, V. Cavallini^{23,k},
S. Celani¹⁹, J. Cerasoli¹², D. Cervenkov⁶¹, S. Cesare^{27,n}, A.J. Chadwick⁵⁸, I. Chahrour⁷⁹,
M. Charles¹⁵, Ph. Charpentier⁴⁶, C.A. Chavez Barajas⁵⁸, M. Chefdeville¹⁰, C. Chen¹², S. Chen⁵,
Z. Chen⁷, A. Chernov³⁸, S. Chernyshenko⁵⁰, V. Chobanova^{44,y}, S. Cholak⁴⁷, M. Chrzaszcz³⁸,
A. Chubykin⁴¹, V. Chulikov⁴¹, P. Ciambriano²⁵, M.F. Cicala⁵⁴, X. Cid Vidal⁴⁴, G. Ciezarek⁴⁶,
P. Cifra⁴⁶, P.E.L. Clarke⁵⁶, M. Clemencic⁴⁶, H.V. Cliff⁵³, J. Closier⁴⁶, J.L. Cobbedick⁶⁰,
C. Cocha Toapaxi¹⁹, V. Coco⁴⁶, J. Cogan¹², E. Cogneras¹¹, L. Cojocariu⁴⁰, P. Collins⁴⁶,
T. Colombo⁴⁶, A. Comerma-Montells⁴³, L. Congedo²¹, A. Contu²⁹, N. Cooke⁵⁷, I. Corredoira⁴⁴,
A. Correia¹⁵, G. Corti⁴⁶, J.J. Cottee Meldrum⁵², B. Couturier⁴⁶, D.C. Craik⁴⁸, M. Cruz Torres^{2,g},
E. Curras Rivera⁴⁷, R. Currie⁵⁶, C.L. Da Silva⁶⁵, S. Dadabaev⁴¹, L. Dai⁶⁸, X. Dai⁶,
E. Dall’Occo¹⁷, J. Dalseno⁴⁴, C. D’Ambrosio⁴⁶, J. Daniel¹¹, A. Danilina⁴¹, P. d’Argent²¹,
A. Davidson⁵⁴, J.E. Davies⁶⁰, A. Davis⁶⁰, O. De Aguiar Francisco⁶⁰, C. De Angelis^{29,j},
J. de Boer³⁵, K. De Bruyn⁷⁵, S. De Capua⁶⁰, M. De Cian^{19,46}, U. De Freitas Carneiro Da Graca^{2,b},
E. De Lucia²⁵, J.M. De Miranda², L. De Paula³, M. De Serio^{21,h}, D. De Simone⁴⁸,

P. De Simone ²⁵, F. De Vellis ¹⁷, J.A. de Vries ⁷⁶, F. Debernardis ^{21,h}, D. Decamp ¹⁰, V. Dedu ¹²,
 L. Del Buono ¹⁵, B. Delaney ⁶², H.-P. Dembinski ¹⁷, J. Deng ⁸, V. Denysenko ⁴⁸, O. Deschamps ¹¹,
 F. Dettori ^{29,j}, B. Dey ⁷⁴, P. Di Nezza ²⁵, I. Diachkov ⁴¹, S. Didenko ⁴¹, S. Ding ⁶⁶, V. Dobishuk ⁵⁰,
 A.D. Docheva ⁵⁷, A. Dolmatov ⁴¹, C. Dong ⁴, A.M. Donohoe ²⁰, F. Dordei ²⁹, A.C. dos Reis ²,
 L. Douglas ⁵⁷, A.G. Downes ¹⁰, W. Duan ⁶⁹, P. Duda ⁷⁷, M.W. Dudek ³⁸, L. Dufour ⁴⁶, V. Duk ³¹,
 P. Durante ⁴⁶, M.M. Duras ⁷⁷, J.M. Durham ⁶⁵, A. Dziurda ³⁸, A. Dzyuba ⁴¹, S. Easo ^{55,46},
 E. Eckstein ⁷³, U. Egede ¹, A. Egorychev ⁴¹, V. Egorychev ⁴¹, C. Eirea Orro ⁴⁴, S. Eisenhardt ⁵⁶,
 E. Ejopu ⁶⁰, S. Ek-In ⁴⁷, L. Eklund ⁷⁸, M. Elashri ⁶³, J. Ellbracht ¹⁷, S. Ely ⁵⁹, A. Ene ⁴⁰,
 E. Eppe ⁶³, S. Escher ¹⁶, J. Eschle ⁴⁸, S. Esen ¹⁹, T. Evans ⁶⁰, F. Fabiano ^{29,j,46}, L.N. Falcao ²,
 Y. Fan ⁷, B. Fang ^{71,13}, L. Fantini ^{31,q}, M. Faria ⁴⁷, K. Farmer ⁵⁶, D. Fazzini ^{28,o}, L. Felkowski ⁷⁷,
 M. Feng ^{5,7}, M. Feo ⁴⁶, M. Fernandez Gomez ⁴⁴, A.D. Fernez ⁶⁴, F. Ferrari ²²,
 F. Ferreira Rodrigues ³, S. Ferreres Sole ³⁵, M. Ferrillo ⁴⁸, M. Ferro-Luzzi ⁴⁶, S. Filippov ⁴¹,
 R.A. Fini ²¹, M. Fiorini ^{23,k}, K.M. Fischer ⁶¹, D.S. Fitzgerald ⁷⁹, C. Fitzpatrick ⁶⁰, F. Fleuret ¹⁴,
 M. Fontana ²², L.F. Foreman ⁶⁰, R. Forty ⁴⁶, D. Foulds-Holt ⁵³, M. Franco Sevilla ⁶⁴, M. Frank ⁴⁶,
 E. Franzoso ^{23,k}, G. Frau ¹⁹, C. Frei ⁴⁶, D.A. Friday ⁶⁰, L. Frontini ^{27,n}, J. Fu ⁷, Q. Fuehring ¹⁷,
 Y. Fujii ¹, T. Fulghesu ¹⁵, E. Gabriel ³⁵, G. Galati ^{21,h}, M.D. Galati ³⁵, A. Gallas Torreira ⁴⁴,
 D. Galli ^{22,i}, S. Gambetta ⁵⁶, M. Gandelman ³, P. Gandini ²⁷, H. Gao ⁷, R. Gao ⁶¹, Y. Gao ⁸,
 Y. Gao ⁶, Y. Gao ⁸, M. Garau ^{29,j}, L.M. Garcia Martin ⁴⁷, P. Garcia Moreno ⁴³, J. García Pardiñas ⁴⁶,
 B. Garcia Plana ⁴⁴, K.G. Garg ⁸, L. Garrido ⁴³, C. Gaspar ⁴⁶, R.E. Geertsema ³⁵, L.L. Gerken ¹⁷,
 E. Gersabeck ⁶⁰, M. Gersabeck ⁶⁰, T. Gershon ⁵⁴, Z. Ghorbanimoghaddam ⁵², L. Giambastiani ³⁰,
 F.I. Giasemis ^{15,e}, V. Gibson ⁵³, H.K. Giemza ³⁹, A.L. Gilman ⁶¹, M. Giovannetti ²⁵, A. Gioventù ⁴³,
 P. Gironella Gironell ⁴³, C. Giugliano ^{23,k}, M.A. Giza ³⁸, E.L. Gkougkousis ⁵⁹, F.C. Glaser ^{13,19},
 V.V. Gligorov ¹⁵, C. Göbel ⁶⁷, E. Golobardes ⁴², D. Golubkov ⁴¹, A. Golutvin ^{59,41,46},
 A. Gomes ^{2,a,†}, S. Gomez Fernandez ⁴³, F. Goncalves Abrantes ⁶¹, M. Goncerz ³⁸, G. Gong ⁴,
 J.A. Gooding ¹⁷, I.V. Gorelov ⁴¹, C. Gotti ²⁸, J.P. Grabowski ⁷³, L.A. Granado Cardoso ⁴⁶,
 E. Graugés ⁴³, E. Graverini ^{47,s}, L. Grazette ⁵⁴, G. Graziani ¹, A.T. Grecu ⁴⁰, L.M. Greeven ³⁵,
 N.A. Grieser ⁶³, L. Grillo ⁵⁷, S. Gromov ⁴¹, C. Gu ¹⁴, M. Guarise ²³, M. Guittiere ¹³,
 V. Guliaeva ⁴¹, P.A. Günther ¹⁹, A.-K. Guseinov ⁴¹, E. Gushchin ⁴¹, Y. Guz ^{6,41,46}, T. Gys ⁴⁶,
 K. Habermann ⁷³, T. Hadavizadeh ¹, C. Hadjivasiliou ⁶⁴, G. Haefeli ⁴⁷, C. Haen ⁴⁶, J. Haimberger ⁴⁶,
 M. Hajheidari ⁴⁶, M.M. Halvorsen ⁴⁶, P.M. Hamilton ⁶⁴, J. Hammerich ⁵⁸, Q. Han ⁸, X. Han ¹⁹,
 S. Hansmann-Menzemer ¹⁹, L. Hao ⁷, N. Harnew ⁶¹, T. Harrison ⁵⁸, M. Hartmann ¹³, J. He ^{7,c},
 K. Heijhoff ³⁵, F. Hemmer ⁴⁶, C. Henderson ⁶³, R.D.L. Henderson ^{1,54}, A.M. Hennequin ⁴⁶,
 K. Hennessy ⁵⁸, L. Henry ⁴⁷, J. Herd ⁵⁹, P. Herrero Gascon ¹⁹, J. Heuel ¹⁶, A. Hicheur ³,
 G. Hijano Mendizabal ⁴⁸, D. Hill ⁴⁷, S.E. Hollitt ¹⁷, J. Horswill ⁶⁰, R. Hou ⁸, Y. Hou ¹⁰, N. Howarth ⁵⁸,
 J. Hu ¹⁹, J. Hu ⁶⁹, W. Hu ⁶, X. Hu ⁴, W. Huang ⁷, W. Hulsbergen ³⁵, R.J. Hunter ⁵⁴, M. Hushchyn ⁴¹,
 D. Hutchcroft ⁵⁸, D. Ilin ⁴¹, P. Ilten ⁶³, A. Inglessi ⁴¹, A. Iniukhin ⁴¹, A. Ishteev ⁴¹, K. Ivshin ⁴¹,
 R. Jacobsson ⁴⁶, H. Jage ¹⁶, S.J. Jaimes Elles ^{45,72}, S. Jakobsen ⁴⁶, E. Jans ³⁵, B.K. Jashal ⁴⁵,
 A. Jawahery ^{64,46}, V. Jevtic ¹⁷, E. Jiang ⁶⁴, X. Jiang ^{5,7}, Y. Jiang ⁷, Y.J. Jiang ⁶, M. John ⁶¹,
 D. Johnson ⁵¹, C.R. Jones ⁵³, T.P. Jones ⁵⁴, S. Joshi ³⁹, B. Jost ⁴⁶, N. Jurik ⁴⁶, I. Juszcak ³⁸,
 D. Kaminaris ⁴⁷, S. Kandybei ⁴⁹, Y. Kang ⁴, M. Karacson ⁴⁶, D. Karpenkov ⁴¹, M. Karpov ⁴¹,
 A.M. Kauniskangas ⁴⁷, J.W. Kautz ⁶³, F. Keizer ⁴⁶, D.M. Keller ⁶⁶, M. Kenzie ⁵³, T. Ketel ³⁵,
 B. Khanji ⁶⁶, A. Kharisova ⁴¹, S. Kholodenko ³², G. Khreich ¹³, T. Kirn ¹⁶, V.S. Kirsebom ⁴⁷,
 O. Kitouni ⁶², S. Klaver ³⁶, N. Kleijne ^{32,r}, K. Klimaszewski ³⁹, M.R. Kmiec ³⁹, S. Koliiev ⁵⁰,

L. Kolk ¹⁷, A. Konoplyannikov ⁴¹, P. Kopciwicz ^{37,46}, P. Koppenburg ³⁵, M. Korolev ⁴¹,
 I. Kostiuk ³⁵, O. Kot ⁵⁰, S. Kotriakhova ¹⁶, A. Kozachuk ⁴¹, P. Kravchenko ⁴¹, L. Kravchuk ⁴¹,
 M. Kreps ⁵⁴, S. Kretschmar ¹⁶, P. Krokovny ⁴¹, W. Krupa ⁶⁶, W. Krzemien ³⁹, J. Kubat ¹⁹,
 S. Kubis ⁷⁷, W. Kucewicz ³⁸, M. Kucharczyk ³⁸, V. Kudryavtsev ⁴¹, E. Kulikova ⁴¹, A. Kupsc ⁷⁸,
 B.K. Kutsenko ¹², D. Lacarrere ⁴⁶, A. Lai ²⁹, A. Lampis ²⁹, D. Lancierini ⁴⁸, C. Landesa Gomez ⁴⁴,
 J.J. Lane ¹, R. Lane ⁵², C. Langenbruch ¹⁹, J. Langer ¹⁷, O. Lantwin ⁴¹, T. Latham ⁵⁴,
 F. Lazzari ^{32,s}, C. Lazzeroni ⁵¹, R. Le Gac ¹², S.H. Lee ⁷⁹, R. Lefèvre ¹¹, A. Leflat ⁴¹, S. Legotin ⁴¹,
 M. Lehuraux ⁵⁴, O. Leroy ¹², T. Lesiak ³⁸, B. Leverington ¹⁹, A. Li ⁴, H. Li ⁶⁹, K. Li ⁸, L. Li ⁶⁰,
 P. Li ⁴⁶, P.-R. Li ⁷⁰, S. Li ⁸, T. Li ^{5,d}, T. Li ⁶⁹, Y. Li ⁸, Y. Li ⁵, Z. Li ⁶⁶, Z. Lian ⁴, X. Liang ⁶⁶,
 C. Lin ⁷, T. Lin ⁵⁵, R. Lindner ⁴⁶, V. Lisovskyi ⁴⁷, R. Litvinov ^{29,j}, F.L. Liu ¹, G. Liu ⁶⁹,
 K. Liu ⁷⁰, Q. Liu ⁷, S. Liu ^{5,7}, Y. Liu ⁵⁶, Y. Liu ⁷⁰, Y.L. Liu ⁵⁹, A. Lobo Salvia ⁴³, A. Loi ²⁹,
 J. Lomba Castro ⁴⁴, T. Long ⁵³, J.H. Lopes ³, A. Lopez Huertas ⁴³, S. López Soliño ⁴⁴, G.H. Lovell ⁵³,
 C. Lucarelli ^{24,l}, D. Lucchesi ^{30,p}, S. Luchuk ⁴¹, M. Lucio Martinez ⁷⁶, V. Lukashenko ^{35,50},
 Y. Luo ⁶, A. Lupato ³⁰, E. Luppi ^{23,k}, K. Lynch ²⁰, X.-R. Lyu ⁷, G.M. Ma ⁴, R. Ma ⁷,
 S. Maccolini ¹⁷, F. Machefert ¹³, F. Maciuc ⁴⁰, B.M. Mack ⁶⁶, I. Mackay ⁶¹, L.M. Mackey ⁶⁶,
 L.R. Madhan Mohan ⁵³, M.M. Madurai ⁵¹, A. Maevskiy ⁴¹, D. Magdalinski ³⁵, D. Maisuzenko ⁴¹,
 M.W. Majewski ³⁷, J.J. Malczewski ³⁸, S. Malde ⁶¹, B. Malecki ^{38,46}, L. Malentacca ⁴⁶, A. Malinin ⁴¹,
 T. Maltsev ⁴¹, G. Manca ^{29,j}, G. Mancinelli ¹², C. Mancuso ^{27,13,n}, R. Manera Escalero ⁴³,
 D. Manuzzi ²², D. Marangotto ^{27,n}, J.F. Marchand ¹⁰, R. Marchevski ⁴⁷, U. Marconi ²², S. Mariani ⁴⁶,
 C. Marin Benito ⁴³, J. Marks ¹⁹, A.M. Marshall ⁵², P.J. Marshall ⁵⁸, G. Martelli ^{31,q}, G. Martellotti ³³,
 L. Martinazzoli ⁴⁶, M. Martinelli ^{28,o}, D. Martinez Santos ⁴⁴, F. Martinez Vidal ⁴⁵, A. Massafferri ²,
 M. Materok ¹⁶, R. Matev ⁴⁶, A. Mathad ⁴⁸, V. Matiunin ⁴¹, C. Matteuzzi ⁶⁶, K.R. Mattioli ¹⁴,
 A. Mauri ⁵⁹, E. Maurice ¹⁴, J. Mauricio ⁴³, P. Mayencourt ⁴⁷, M. Mazurek ⁴⁶, M. McCann ⁵⁹,
 L. Mcconnell ²⁰, T.H. McGrath ⁶⁰, N.T. McHugh ⁵⁷, A. McNab ⁶⁰, R. McNulty ²⁰, B. Meadows ⁶³,
 G. Meier ¹⁷, D. Melnychuk ³⁹, M. Merk ^{35,76}, A. Merli ^{27,n}, L. Meyer Garcia ³, D. Miao ^{5,7},
 H. Miao ⁷, M. Mikhasenko ^{73,f}, D.A. Milanes ⁷², A. Minotti ^{28,o}, E. Minucci ⁶⁶, T. Miralles ¹¹,
 S.E. Mitchell ⁵⁶, B. Mitreska ¹⁷, D.S. Mitzel ¹⁷, A. Modak ⁵⁵, A. Mödden ¹⁷, R.A. Mohammed ⁶¹,
 R.D. Moise ¹⁶, S. Mokhnenko ⁴¹, T. Mombächer ⁴⁶, M. Monk ^{54,1}, I.A. Monroy ⁷², S. Monteil ¹¹,
 A. Morcillo Gomez ⁴⁴, G. Morello ²⁵, M.J. Morello ^{32,r}, M.P. Morgenthaler ¹⁹, A.B. Morris ⁴⁶,
 A.G. Morris ¹², R. Mountain ⁶⁶, H. Mu ⁴, Z.M. Mu ⁶, E. Muhammad ⁵⁴, F. Muheim ⁵⁶,
 M. Mulder ⁷⁵, K. Müller ⁴⁸, F. Muñoz-Rojas ⁹, R. Murta ⁵⁹, P. Naik ⁵⁸, T. Nakada ⁴⁷,
 R. Nandakumar ⁵⁵, T. Nanut ⁴⁶, I. Nasteva ³, M. Needham ^{56,*}, N. Neri ^{27,n}, S. Neubert ⁷³,
 N. Neufeld ⁴⁶, P. Neustroev ⁴¹, R. Newcombe ⁵⁹, J. Nicolini ^{17,13}, D. Nicotra ⁷⁶, E.M. Niel ⁴⁷,
 N. Nikitin ⁴¹, P. Nogga ⁷³, N.S. Nolte ⁶², C. Normand ^{10,29}, J. Novoa Fernandez ⁴⁴, G. Nowak ⁶³,
 C. Nunez ⁷⁹, H.N. Nur ⁵⁷, A. Oblakowska-Mucha ³⁷, V. Obraztsov ⁴¹, T. Oeser ¹⁶,
 S. Okamura ^{23,k,46}, R. Oldeman ^{29,j}, F. Oliva ⁵⁶, M. Olocco ¹⁷, C.J.G. Onderwater ⁷⁶,
 R.H. O'Neil ⁵⁶, J.M. Otalora Goicochea ³, T. Ovsiannikova ⁴¹, P. Owen ⁴⁸, A. Oyanguren ⁴⁵,
 O. Ozcelik ⁵⁶, K.O. Padeken ⁷³, B. Pagare ⁵⁴, P.R. Pais ¹⁹, T. Pajero ⁶¹, A. Palano ²¹, M. Palutan ²⁵,
 G. Panshin ⁴¹, L. Paolucci ⁵⁴, A. Papanestis ⁵⁵, M. Pappagallo ^{21,h}, L.L. Pappalardo ^{23,k},
 C. Pappenheimer ⁶³, C. Parkes ⁶⁰, B. Passalacqua ^{23,k}, G. Passaleva ²⁴, D. Passaro ^{32,r}, A. Pastore ²¹,
 M. Patel ⁵⁹, J. Patoc ⁶¹, C. Patrignani ^{22,i}, C.J. Pawley ⁷⁶, A. Pellegrino ³⁵, M. Pepe Altarelli ²⁵,
 S. Perazzini ²², D. Pereima ⁴¹, A. Pereiro Castro ⁴⁴, P. Perret ¹¹, A. Perro ⁴⁶, K. Petridis ⁵²,
 A. Petrolini ^{26,m}, S. Petrucci ⁵⁶, J.P. Pfaller ⁶³, H. Pham ⁶⁶, L. Pica ^{32,r}, M. Piccini ³¹,

B. Pietrzyk ¹⁰, G. Pietrzyk ¹³, D. Pinci ³³, F. Pisani ⁴⁶, M. Pizzichemi ^{28,o}, V. Placinta ⁴⁰,
 M. Plo Casasus ⁴⁴, F. Polci ^{15,46}, M. Poli Lener ²⁵, A. Poluektov ¹², N. Polukhina ⁴¹, I. Polyakov ⁴⁶,
 E. Polycarpo ³, S. Ponce ⁴⁶, D. Popov ⁷, S. Poslavskii ⁴¹, K. Prasanth ³⁸, C. Prouve ⁴⁴,
 V. Pugatch ⁵⁰, G. Punzi ^{32,s}, W. Qian ⁷, N. Qin ⁴, S. Qu ⁴, R. Quagliani ⁴⁷, R.I. Rabadan Trejo ⁵⁴,
 J.H. Rademacker ⁵², M. Rama ³², M. Ramírez García ⁷⁹, M. Ramos Pernas ⁵⁴, M.S. Rangel ³,
 F. Ratnikov ⁴¹, G. Raven ³⁶, M. Rebollo De Miguel ⁴⁵, F. Redi ⁴⁶, J. Reich ⁵², F. Reiss ⁶⁰, Z. Ren ⁷,
 P.K. Resmi ⁶¹, R. Ribatti ^{32,r}, G.R. Ricart ^{14,80}, D. Riccardi ^{32,r}, S. Ricciardi ⁵⁵, K. Richardson ⁶²,
 M. Richardson-Slipper ⁵⁶, K. Rinnert ⁵⁸, P. Robbe ¹³, G. Robertson ⁵⁷, E. Rodrigues ^{58,46},
 E. Rodriguez Fernandez ⁴⁴, J.A. Rodriguez Lopez ⁷², E. Rodriguez Rodriguez ⁴⁴, A. Rogovskiy ⁵⁵,
 D.L. Rolf ⁴⁶, A. Rollings ⁶¹, P. Roloff ⁴⁶, V. Romanovskiy ⁴¹, M. Romero Lamas ⁴⁴,
 A. Romero Vidal ⁴⁴, G. Romolini ²³, F. Ronchetti ⁴⁷, M. Rotondo ²⁵, S.R. Roy ¹⁹, M.S. Rudolph ⁶⁶,
 T. Ruf ⁴⁶, M. Ruiz Diaz ¹⁹, R.A. Ruiz Fernandez ⁴⁴, J. Ruiz Vidal ^{78,z}, A. Ryzhikov ⁴¹, J. Ryzka ³⁷,
 J.J. Saborido Silva ⁴⁴, R. Sadek ¹⁴, N. Sagidova ⁴¹, N. Sahoo ⁵¹, B. Saitta ^{29,j}, M. Salomoni ^{28,o},
 C. Sanchez Gras ³⁵, I. Sanderswood ⁴⁵, R. Santacesaria ³³, C. Santamarina Rios ⁴⁴, M. Santimaria ²⁵,
 L. Santoro ², E. Santovetti ³⁴, A. Saputi ^{23,46}, D. Saranin ⁴¹, G. Sarpis ⁵⁶, M. Sarpis ⁷³, A. Sarti ³³,
 C. Satriano ^{33,t}, A. Satta ³⁴, M. Saur ⁶, D. Savrina ⁴¹, H. Sazak ¹¹, L.G. Scantlebury Smead ⁶¹,
 A. Scarabotto ¹⁵, S. Schael ¹⁶, S. Scherl ⁵⁸, A.M. Schertz ⁷⁴, M. Schiller ⁵⁷, H. Schindler ⁴⁶,
 M. Schmelling ¹⁸, B. Schmidt ⁴⁶, S. Schmitt ¹⁶, H. Schmitz ⁷³, O. Schneider ⁴⁷, A. Schopper ⁴⁶,
 N. Schulte ¹⁷, S. Schulte ⁴⁷, M.H. Schune ¹³, R. Schwemmer ⁴⁶, G. Schwering ¹⁶, B. Sciascia ²⁵,
 A. Sciuccati ⁴⁶, S. Sellam ⁴⁴, A. Semennikov ⁴¹, M. Senghi Soares ³⁶, A. Sergi ^{26,m}, N. Serra ^{48,46},
 L. Sestini ³⁰, A. Seuthe ¹⁷, Y. Shang ⁶, D.M. Shangase ⁷⁹, M. Shapkin ⁴¹, R.S. Sharma ⁶⁶,
 I. Shchemerov ⁴¹, L. Shchutska ⁴⁷, T. Shears ⁵⁸, L. Shekhtman ⁴¹, Z. Shen ⁶, S. Sheng ^{5,7},
 V. Shevchenko ⁴¹, B. Shi ⁷, E.B. Shields ^{28,o}, Y. Shimizu ¹³, E. Shmanin ⁴¹, R. Shorkin ⁴¹,
 J.D. Shupperd ⁶⁶, R. Silva Coutinho ⁶⁶, G. Simi ³⁰, S. Simone ^{21,h}, N. Skidmore ⁶⁰, R. Skuza ¹⁹,
 T. Skwarnicki ⁶⁶, M.W. Slater ⁵¹, J.C. Smallwood ⁶¹, E. Smith ⁶², K. Smith ⁶⁵, M. Smith ⁵⁹,
 A. Snoch ³⁵, L. Soares Lavra ⁵⁶, M.D. Sokoloff ⁶³, F.J.P. Soler ⁵⁷, A. Solomin ^{41,52}, A. Solovov ⁴¹,
 I. Solovyevev ⁴¹, R. Song ¹, Y. Song ⁴⁷, Y. Song ⁴, Y.S. Song ⁶, F.L. Souza De Almeida ⁶⁶,
 B. Souza De Paula ³, E. Spadaro Norella ^{27,n}, E. Spedicato ²², J.G. Speer ¹⁷, E. Spiridenkov ⁴¹,
 P. Spradlin ⁵⁷, V. Sriskaran ⁴⁶, F. Stagni ⁴⁶, M. Stahl ⁴⁶, S. Stahl ⁴⁶, S. Stanislaus ⁶¹, E.N. Stein ⁴⁶,
 O. Steinkamp ⁴⁸, O. Stenyakin ⁴¹, H. Stevens ¹⁷, D. Strelakina ⁴¹, Y. Su ⁷, F. Suljik ⁶¹, J. Sun ²⁹,
 L. Sun ⁷¹, Y. Sun ⁶⁴, P.N. Swallow ⁵¹, F. Swystun ⁵⁴, A. Szabelski ³⁹, T. Szumlak ³⁷,
 M. Szymanski ⁴⁶, Y. Tan ⁴, S. Taneja ⁶⁰, M.D. Tat ⁶¹, A. Terentev ⁴⁸, F. Terzuoli ^{32,v}, F. Teubert ⁴⁶,
 E. Thomas ⁴⁶, D.J.D. Thompson ⁵¹, H. Tilquin ⁵⁹, V. Tisserand ¹¹, S. T'Jampens ¹⁰, M. Tobin ⁵,
 L. Tomassetti ^{23,k}, G. Tonani ^{27,n,46}, X. Tong ⁶, D. Torres Machado ², L. Toscano ¹⁷, D.Y. Tou ⁴,
 C. Trippel ⁴², G. Tuci ¹⁹, N. Tuning ³⁵, L.H. Uecker ¹⁹, A. Ukleja ³⁷, D.J. Unverzagt ¹⁹, E. Ursov ⁴¹,
 A. Usachov ³⁶, A. Ustyuzhanin ⁴¹, U. Uwer ¹⁹, V. Vagnoni ²², A. Valassi ⁴⁶, G. Valenti ²²,
 N. Valls Canudas ⁴², H. Van Hecke ⁶⁵, E. van Herwijnen ⁵⁹, C.B. Van Hulse ^{44,x}, R. Van Laak ⁴⁷,
 M. van Veghel ³⁵, R. Vazquez Gomez ⁴³, P. Vazquez Regueiro ⁴⁴, C. Vázquez Sierra ⁴⁴, S. Vecchi ²³,
 J.J. Velthuis ⁵², M. Veltri ^{24,w}, A. Venkateswaran ⁴⁷, M. Vesterinen ⁵⁴, M. Vieites Diaz ⁴⁶,
 X. Vilasis-Cardona ⁴², E. Vilella Figueras ⁵⁸, A. Villa ²², P. Vincent ¹⁵, F.C. Volle ¹³,
 D. vom Bruch ¹², V. Vorobyev ⁴¹, N. Voropaev ⁴¹, K. Vos ⁷⁶, G. Vouters ¹⁰, C. Vrahas ⁵⁶, J. Walsh ³²,
 E.J. Walton ¹, G. Wan ⁶, C. Wang ¹⁹, G. Wang ⁸, J. Wang ⁶, J. Wang ⁵, J. Wang ⁴, J. Wang ⁷¹,
 M. Wang ²⁷, N.W. Wang ⁷, R. Wang ⁵², X. Wang ⁶⁹, X.W. Wang ⁵⁹, Y. Wang ⁸, Z. Wang ¹³,

Z. Wang ⁴, Z. Wang ⁷, J.A. Ward ^{54,1}, M. Waterlaet ⁴⁶, N.K. Watson ⁵¹, D. Websdale ⁵⁹, Y. Wei ⁶, B.D.C. Westhenry ⁵², D.J. White ⁶⁰, M. Whitehead ⁵⁷, A.R. Wiederhold ⁵⁴, D. Wiedner ¹⁷, G. Wilkinson ⁶¹, M.K. Wilkinson ⁶³, M. Williams ⁶², M.R.J. Williams ⁵⁶, R. Williams ⁵³, F.F. Wilson ⁵⁵, W. Wislicki ³⁹, M. Witek ³⁸, L. Witola ¹⁹, C.P. Wong ⁶⁵, G. Wormser ¹³, S.A. Wotton ⁵³, H. Wu ⁶⁶, J. Wu ⁸, Y. Wu ⁶, K. Wyllie ⁴⁶, S. Xian ⁶⁹, Z. Xiang ⁵, Y. Xie ⁸, A. Xu ³², J. Xu ⁷, L. Xu ⁴, L. Xu ⁴, M. Xu ⁵⁴, Z. Xu ¹¹, Z. Xu ⁷, Z. Xu ⁵, D. Yang ⁴, S. Yang ⁷, X. Yang ⁶, Y. Yang ^{26,m}, Z. Yang ⁶, Z. Yang ⁶⁴, V. Yeroshenko ¹³, H. Yeung ⁶⁰, H. Yin ⁸, C.Y. Yu ⁶, J. Yu ⁶⁸, X. Yuan ⁵, E. Zaffaroni ⁴⁷, M. Zavertyaev ¹⁸, M. Zdybal ³⁸, M. Zeng ⁴, C. Zhang ⁶, D. Zhang ⁸, J. Zhang ⁷, L. Zhang ⁴, S. Zhang ⁶⁸, S. Zhang ⁶, Y. Zhang ⁶, Y.Z. Zhang ⁴, Y. Zhao ¹⁹, A. Zharkova ⁴¹, A. Zhelezov ¹⁹, X.Z. Zheng ⁴, Y. Zheng ⁷, T. Zhou ⁶, X. Zhou ⁸, Y. Zhou ⁷, V. Zhovkovska ⁵⁴, L.Z. Zhu ⁷, X. Zhu ⁴, X. Zhu ⁸, V. Zhukov ^{16,41}, J. Zhuo ⁴⁵, Q. Zou ^{5,7}, D. Zuliani ³⁰, G. Zunica ⁶⁰

¹ School of Physics and Astronomy, Monash University, Melbourne, Australia

² Centro Brasileiro de Pesquisas Físicas (CBPF), Rio de Janeiro, Brazil

³ Universidade Federal do Rio de Janeiro (UFRJ), Rio de Janeiro, Brazil

⁴ Center for High Energy Physics, Tsinghua University, Beijing, China

⁵ Institute Of High Energy Physics (IHEP), Beijing, China

⁶ School of Physics State Key Laboratory of Nuclear Physics and Technology, Peking University, Beijing, China

⁷ University of Chinese Academy of Sciences, Beijing, China

⁸ Institute of Particle Physics, Central China Normal University, Wuhan, Hubei, China

⁹ Consejo Nacional de Rectores (CONARE), San Jose, Costa Rica

¹⁰ Université Savoie Mont Blanc, CNRS, IN2P3-LAPP, Annecy, France

¹¹ Université Clermont Auvergne, CNRS/IN2P3, LPC, Clermont-Ferrand, France

¹² Aix Marseille Univ, CNRS/IN2P3, CPPM, Marseille, France

¹³ Université Paris-Saclay, CNRS/IN2P3, IJCLab, Orsay, France

¹⁴ Laboratoire Leprince-Ringuet, CNRS/IN2P3, Ecole Polytechnique, Institut Polytechnique de Paris, Palaiseau, France

¹⁵ LPNHE, Sorbonne Université, Paris Diderot Sorbonne Paris Cité, CNRS/IN2P3, Paris, France

¹⁶ I. Physikalisches Institut, RWTH Aachen University, Aachen, Germany

¹⁷ Fakultät Physik, Technische Universität Dortmund, Dortmund, Germany

¹⁸ Max-Planck-Institut für Kernphysik (MPIK), Heidelberg, Germany

¹⁹ Physikalisches Institut, Ruprecht-Karls-Universität Heidelberg, Heidelberg, Germany

²⁰ School of Physics, University College Dublin, Dublin, Ireland

²¹ INFN Sezione di Bari, Bari, Italy

²² INFN Sezione di Bologna, Bologna, Italy

²³ INFN Sezione di Ferrara, Ferrara, Italy

²⁴ INFN Sezione di Firenze, Firenze, Italy

²⁵ INFN Laboratori Nazionali di Frascati, Frascati, Italy

²⁶ INFN Sezione di Genova, Genova, Italy

²⁷ INFN Sezione di Milano, Milano, Italy

²⁸ INFN Sezione di Milano-Bicocca, Milano, Italy

²⁹ INFN Sezione di Cagliari, Monserrato, Italy

³⁰ Università degli Studi di Padova, Università e INFN, Padova, Padova, Italy

³¹ INFN Sezione di Perugia, Perugia, Italy

³² INFN Sezione di Pisa, Pisa, Italy

³³ INFN Sezione di Roma La Sapienza, Roma, Italy

³⁴ INFN Sezione di Roma Tor Vergata, Roma, Italy

³⁵ Nikhef National Institute for Subatomic Physics, Amsterdam, Netherlands

³⁶ Nikhef National Institute for Subatomic Physics and VU University Amsterdam, Amsterdam, Netherlands

³⁷ AGH — University of Science and Technology, Faculty of Physics and Applied Computer Science, Kraków, Poland

³⁸ Henryk Niewodniczanski Institute of Nuclear Physics Polish Academy of Sciences, Kraków, Poland

- ³⁹ *National Center for Nuclear Research (NCBJ), Warsaw, Poland*
- ⁴⁰ *Horia Hulubei National Institute of Physics and Nuclear Engineering, Bucharest-Magurele, Romania*
- ⁴¹ *Affiliated with an institute covered by a cooperation agreement with CERN*
- ⁴² *DS4DS, La Salle, Universitat Ramon Llull, Barcelona, Spain*
- ⁴³ *ICCUB, Universitat de Barcelona, Barcelona, Spain*
- ⁴⁴ *Instituto Galego de Física de Altas Enerxías (IGFAE), Universidade de Santiago de Compostela, Santiago de Compostela, Spain*
- ⁴⁵ *Instituto de Física Corpuscular, Centro Mixto Universidad de Valencia - CSIC, Valencia, Spain*
- ⁴⁶ *European Organization for Nuclear Research (CERN), Geneva, Switzerland*
- ⁴⁷ *Institute of Physics, Ecole Polytechnique Fédérale de Lausanne (EPFL), Lausanne, Switzerland*
- ⁴⁸ *Physik-Institut, Universität Zürich, Zürich, Switzerland*
- ⁴⁹ *NSC Kharkiv Institute of Physics and Technology (NSC KIPT), Kharkiv, Ukraine*
- ⁵⁰ *Institute for Nuclear Research of the National Academy of Sciences (KINR), Kyiv, Ukraine*
- ⁵¹ *University of Birmingham, Birmingham, United Kingdom*
- ⁵² *H.H. Wills Physics Laboratory, University of Bristol, Bristol, United Kingdom*
- ⁵³ *Cavendish Laboratory, University of Cambridge, Cambridge, United Kingdom*
- ⁵⁴ *Department of Physics, University of Warwick, Coventry, United Kingdom*
- ⁵⁵ *STFC Rutherford Appleton Laboratory, Didcot, United Kingdom*
- ⁵⁶ *School of Physics and Astronomy, University of Edinburgh, Edinburgh, United Kingdom*
- ⁵⁷ *School of Physics and Astronomy, University of Glasgow, Glasgow, United Kingdom*
- ⁵⁸ *Oliver Lodge Laboratory, University of Liverpool, Liverpool, United Kingdom*
- ⁵⁹ *Imperial College London, London, United Kingdom*
- ⁶⁰ *Department of Physics and Astronomy, University of Manchester, Manchester, United Kingdom*
- ⁶¹ *Department of Physics, University of Oxford, Oxford, United Kingdom*
- ⁶² *Massachusetts Institute of Technology, Cambridge, MA, United States*
- ⁶³ *University of Cincinnati, Cincinnati, OH, United States*
- ⁶⁴ *University of Maryland, College Park, MD, United States*
- ⁶⁵ *Los Alamos National Laboratory (LANL), Los Alamos, NM, United States*
- ⁶⁶ *Syracuse University, Syracuse, NY, United States*
- ⁶⁷ *Pontifícia Universidade Católica do Rio de Janeiro (PUC-Rio), Rio de Janeiro, Brazil, associated to ³*
- ⁶⁸ *School of Physics and Electronics, Hunan University, Changsha City, China, associated to ⁸*
- ⁶⁹ *Guangdong Provincial Key Laboratory of Nuclear Science, Guangdong-Hong Kong Joint Laboratory of Quantum Matter, Institute of Quantum Matter, South China Normal University, Guangzhou, China, associated to ⁴*
- ⁷⁰ *Lanzhou University, Lanzhou, China, associated to ⁵*
- ⁷¹ *School of Physics and Technology, Wuhan University, Wuhan, China, associated to ⁴*
- ⁷² *Departamento de Física, Universidad Nacional de Colombia, Bogota, Colombia, associated to ¹⁵*
- ⁷³ *Universität Bonn - Helmholtz-Institut für Strahlen und Kernphysik, Bonn, Germany, associated to ¹⁹*
- ⁷⁴ *Eotvos Lorand University, Budapest, Hungary, associated to ⁴⁶*
- ⁷⁵ *Van Swinderen Institute, University of Groningen, Groningen, Netherlands, associated to ³⁵*
- ⁷⁶ *Universiteit Maastricht, Maastricht, Netherlands, associated to ³⁵*
- ⁷⁷ *Tadeusz Kosciuszko Cracow University of Technology, Cracow, Poland, associated to ³⁸*
- ⁷⁸ *Department of Physics and Astronomy, Uppsala University, Uppsala, Sweden, associated to ⁵⁷*
- ⁷⁹ *University of Michigan, Ann Arbor, MI, United States, associated to ⁶⁶*
- ⁸⁰ *Departement de Physique Nucleaire (SPhN), Gif-Sur-Yvette, France*
- ^a *Universidade de Brasília, Brasília, Brazil*
- ^b *Centro Federal de Educação Tecnológica Celso Suckow da Fonseca, Rio De Janeiro, Brazil*
- ^c *Hangzhou Institute for Advanced Study, UCAS, Hangzhou, China*
- ^d *School of Physics and Electronics, Henan University, Kaifeng, China*
- ^e *LIP6, Sorbonne Université, Paris, France*
- ^f *Excellence Cluster ORIGINS, Munich, Germany*
- ^g *Universidad Nacional Autónoma de Honduras, Tegucigalpa, Honduras*
- ^h *Università di Bari, Bari, Italy*
- ⁱ *Università di Bologna, Bologna, Italy*

- ^j Università di Cagliari, Cagliari, Italy*
- ^k Università di Ferrara, Ferrara, Italy*
- ^l Università di Firenze, Firenze, Italy*
- ^m Università di Genova, Genova, Italy*
- ⁿ Università degli Studi di Milano, Milano, Italy*
- ^o Università di Milano Bicocca, Milano, Italy*
- ^p Università di Padova, Padova, Italy*
- ^q Università di Perugia, Perugia, Italy*
- ^r Scuola Normale Superiore, Pisa, Italy*
- ^s Università di Pisa, Pisa, Italy*
- ^t Università della Basilicata, Potenza, Italy*
- ^u Università di Roma Tor Vergata, Roma, Italy*
- ^v Università di Siena, Siena, Italy*
- ^w Università di Urbino, Urbino, Italy*
- ^x Universidad de Alcalá, Alcalá de Henares , Spain*
- ^y Universidade da Coruña, Coruña, Spain*
- ^z Department of Physics/Division of Particle Physics, Lund, Sweden*
- [†] Deceased*
- * Corresponding author*