




Article

The Role of the Emotional Sequence in the Communication of the Territorial Cheeses: A Neuromarketing Approach

Vincenzo Russo ^{1,2}, Marco Bilucaglia ^{1,2,†}, Riccardo Circi ^{2,†}, Mara Bellati ^{3,*}, Riccardo Valesi ⁴, Rita Laureanti ⁵, Giuseppe Licitra ⁶ and Margherita Zito ^{1,2}

¹ Department of Business, Law, Economics and Consumer Behaviour “Carlo A. Ricciardi”, Università IULM, 20143 Milan, Italy

² Behavior and Brain Lab IULM—Neuromarketing Research Center, Università IULM, 20143 Milan, Italy

³ Institute of Agricultural Biology and Biotechnology (IBBA), National Research Council of Italy (CNR), 20133 Milan, Italy

⁴ Department of Management, Università degli Studi di Bergamo, 24129 Bergamo, Italy

⁵ Departments of Electronics, Information and Bioengineering (DEIB), Politecnico di Milano, 20133 Milano, Italy

⁶ Department of Agriculture, Food and Environment (Di3A), Università di Catania, 95123 Catania, Italy

* Correspondence: mara.bellati@ibba.cnr.it

† These authors contributed equally to this work.

Abstract: Over the past few years, many studies have shown how territoriality can be considered a driver for purchasing agri-food products. Products with certification of origin are perceived as more sustainable, safer and of better quality. At the same time, producers of traditional products often belong to small entities that struggle to compete with large multinational food corporations, having less budget to allocate to product promotion. In this study, we propose a neuromarketing approach, showing how the use of these techniques can help in choosing the most effective commercial in terms of likeability and ability to activate mnemonic processes. Two commercials were filmed for the purpose of this study. They differed from each other in terms of emotional sequence. The first aimed primarily at eliciting positive emotions derived from the product description. The second aimed to generate negative emotions during the early stages, highlighting the negative consequences of humans’ loss of contact with nature and tradition and then eliciting positive emotions by presenting cheese production using traditional techniques as a solution to the problem. Based on the literature on the emotional sequences in social advertising, we hypothesised that the second commercial would generate an overall better emotional reaction and activate mnemonic processes to a greater extent. Our results partially support the research hypotheses, providing useful insights both to marketers and for future research on the topic.

Keywords: emotions; neuromarketing; traditional cheese; territoriality; agri-food products



Citation: Russo, V.; Bilucaglia, M.; Circi, R.; Bellati, M.; Valesi, R.; Laureanti, R.; Licitra, G.; Zito, M. The Role of the Emotional Sequence in the Communication of the Territorial Cheeses: A Neuromarketing Approach. *Foods* **2022**, *11*, 2349. <https://doi.org/10.3390/foods11152349>

Academic Editor: Maria Lisa Clodoveo

Received: 16 June 2022

Accepted: 3 August 2022

Published: 5 August 2022

Publisher’s Note: MDPI stays neutral with regard to jurisdictional claims in published maps and institutional affiliations.



Copyright: © 2022 by the authors. Licensee MDPI, Basel, Switzerland. This article is an open access article distributed under the terms and conditions of the Creative Commons Attribution (CC BY) license (<https://creativecommons.org/licenses/by/4.0/>).

1. Introduction

Over the past few years, rootedness in the territory has become a very important motivational driver for the purchase of agri-food products [1–4]. In order to protect the rights of both consumers and producers, the European Union (EC Regulations 2081/92 and 2082/92) has identified three different designations that certify the products with a strong territorial identity: the Protected Designations of Origin, the Protected Geographical Indications, and the Traditional Specialities Guaranteed [5]. Those certified products are often associated with appealing concepts such as quality [6], tradition [7], sustainability [8], safety [2] and cultural identification [9]. Nevertheless, they struggle to compete with their industrial competitors in terms of budget allocation for communication campaigns since they are often produced by small and rural entities [10].

The communication campaigns make extensive use of emotions since they mediate and moderate consumer decision-making processes [11]. The effectiveness of commercials in

generating emotions has been shown to be a good sales predictor [12]. In fact, emotions have a strong impact on message perception [13], increasing the likelihood that the advertised product or brand will attract attention and be remembered [14–16].

In recent years, much research has focused on how the sequence of opposite emotions (negative emotions followed by positive emotions or positive emotions followed by negative emotions) can be effective in persuading consumers [17]. Some evidence suggests that negative emotions followed by positive emotions are more effective because people perceive emotions based on an initial reference point [18,19]. For example, charity advertising most often tends to elicit negative emotions from the description of a problematic situation and then generate positive emotions from the description of the possibility of making actions to help people in need [20,21]. Although the issues and psychological mechanisms underlying the charity advertising are very different from those of agri-food products, similar concepts can be, in principle, applied to both. Just as the act of giving can help solve a problematic situation, the consumption of agri-food products rooted in the local area can be presented as a possible solution to problems such as pollution, communication asymmetry between consumer and producer, and the low perception of safety associated with industrial products [22–25].

In the past, the effectiveness of the communication campaigns in eliciting specific emotions had been studied mainly by assessing consumers' conscious responses. However, the limitations of "classic" survey instruments used by marketers have been discussed in the literature for a long time now. Questionnaires [26,27], interviews [28,29] and focus groups [30] have been shown to be reliable only within certain limits, due to both the impossibility of obtaining detailed and/or truthful opinions from people [31] and the need to rely on subjective interpretations of interviewers that may not reflect the real internal dynamics of the consumer [30]. The lack of reliable methods for predicting consumer behaviour can have serious consequences: of the new products launched in the market, between 40% and 80% are doomed to fail, causing economic damage to companies quantifiable in the order of billions of dollars [32–34]. For these reasons, in recent years, there has been a growing interest in neuromarketing techniques [34,35].

We refer to neuromarketing as the use of neuroscience tools and insights to provide answers to challenges in business practices, especially in advertising and marketing research [36]. This discipline studies the latent mental processes underlying consumer behaviour [37,38]. The emergence of this strand of literature is due, on the one hand, to the need of marketers to identify methods that can better predict the success of marketing campaigns and, on the other hand, the need of neuroscientists to develop methods and techniques that can increase our knowledge of the brain [34,39–41]. Neuromarketing aims to overcome the limitations of traditional marketing methodologies by directly investigating emotional reactions using tools capable of detecting electrophysiological variables [40–43].

Neuromarketing applications are widespread. They include the evaluation of static advertising in both digital and printed format [44], radio and video commercials [45], as well as product packaging [46]. In addition to the profit-making sector, no-profit organisations operating in the charity [47] and social utility [48] have taken advantage of neuromarketing. Within the food and beverage sector, neuromarketing investigated the effectiveness of the food packages in communicating key factors such as the health content of the labels and the presence of additives [49], as well as the consumption sustainability [50] and the territoriality [1].

To the best of our knowledge, no study has ever assessed the effectiveness of certified agri-food product communication using neuromarketing techniques. In addition, no study has ever investigated the role of the emotional sequence in the communication of certified agri-food products.

This study fills these gaps in the literature, evaluating the emotional impact of two different video commercials created to promote certified cheeses from Southern Italy. Both the commercials focused on themes such as references to territory, production techniques and natural landscapes as key communication drivers. References to territoriality are often

used because the specificity of the area of origin and the limited production area help endow the product with special characteristics in the eyes of the consumer [51]. Emphasis on production techniques was placed to emphasise sustainability in terms of respect for the environment and support for local people [22,23]. Finally, since certified products are also characterised in terms of eco-sustainability and environment preservation, references to nature are often present in their promotion [52].

Although the two videos focused on the same themes, they differed in terms of emotional sequence. The first, named “Rewind”, was designed to elicit mostly positive emotions, focusing mainly on aspects related to the goodness of the product and production techniques. The second, named “The Myth”, was designed to elicit an emotional sequence from initial negativity to positivity in the end: the theme of the territoriality is proposed as a solution to the problems represented by the loss of contact of humans with territories and traditions. A detailed description of the videos can be found in Appendix A.

As common practice in neuromarketing studies [53], we collected three electrophysiological signals: the electroencephalogram (EEG), the skin conductance (SC) and the photoplethysmogram (PPG). Four different indices were calculated from the above-mentioned signals:

- Approach-Withdrawal Index (AWI): an EEG-based index associated with the instinctive reaction of approaching towards or moving away from a stimulus [54,55];
- Memorisation Index (MI): an EEG-based index associated with successful memory encoding [56,57];
- Heartrate (HR): a PPG-based index associated with the emotional valence [58]
- Emotional Index (EI): a compound SC- and PPG-based index that summarises the emotional degree (either positive or negative) [59].

We compared both the overall videos and the sequences corresponding to the four narrative themes (i.e., territory, product, production techniques, natural landscapes) to explore the impact of the emotional sequence on the affect (AWI, HR and EI indices) and the memorisation (MI index).

This study was intended to help producers identify the most effective communication strategy for territorial agri-food products. We believe it represents an added value, especially for small local realities, helping them to optimise investments and reduce the gap with the big food corporations.

2. Materials and Methods

2.1. Research Hypotheses

In the text below, we referred to the videos “Rewind” and “The Myth”, as, respectively, “R” and “M”. The themes of “territory”, “product”, “production techniques” and “natural landscapes” were shortened to, respectively, “Tr”, “Pr”, “Prd” and “Nt”.

The general aim of the study was detailed in terms of the following six research Hypotheses (H1)–(H6):

Hypothesis 1 (H1). *The video characterised by a negative–positive emotional sequence (M) generates, overall, a more positive emotional reaction than the commercial predominantly focused on positive emotions (R). We expect greater AWI, EI and HR values in M than in R;*

Hypothesis 2 (H2). *The themes Tr, Prd, and Nt will generate a more positive reaction in video M than R. For each theme, we expect greater AWI, EI and HR values in M than R;*

Hypothesis 3 (H3). *Pr sequences generate a more positive emotional reaction in M than in R. We expect greater AWI EI and HR values in M than in R;*

We also expect an impact on the salience, and thus on their memorisation, of the elements of the emotional sequence. Therefore, we hypothesised that:

Hypothesis 4 (H4). *The video M activates greater memorisation processes than R. We expect greater MI values in M than R.*

Hypothesis 5 (H5). *The themes Tr, Prd, and Nt will activate greater memorisation processes in M than R. For each theme, we expect greater MI values in M than R;*

Hypothesis 6 (H6). *Pr activates greater memorisation processes in M than R. We expect greater MI values in M than in R.*

2.2. Instrumentation

We recorded the EEG using an NVX-52 device (Medical Computer Systems, Ltd., Moscow, Russia) at a sample frequency of 2 kHz and a resolution of 24 bits. We placed 38 active Ag/AgCl electrodes on the scalp according to the 10–20 system [60] by means of an elastic cap, in addition to two Ag/AgCl earlobes electrodes and one Ag/AgCl adhesive patch that served, respectively, as reference and ground.

We recorded the SC and the PPG signals using, respectively, the GSRsSens (Medical Computer Systems, Ltd.) and FpSens (Medical Computer Systems, Ltd.) sensors, both connected to the auxiliary inputs of the NVX-52. We placed the two Ag/AgCl electrodes of the GSRsSens on the index and ring finger from the non-dominant hand and the FpSens on the middle finger from the same hand. Both the GSR and PPG signals were acquired synchronously to the EEG at the same sample frequency and resolution. The recordings were controlled by the NeoRec software (Medical Computer Systems, Ltd.).

We used the iMotions software (iMotions, A/V) to deliver the stimuli. At the beginning of the experiment, iMotions generated a TTL pulse that was fed into the digital inputs of the NVX-52 using the ESB (EEG Synchronisation Box) [61]. This served to perform an off-line synchronisation between the recorded data and the stimuli timestamps.

2.3. Study Population and Experimental Protocol

Forty healthy Italian subjects (20 males) with ages ranging from 33 to 56 years ($M = 45.67$, $SD = 7.36$) were enrolled in the experiment. The subjects were randomly divided into two sub-groups of 20 subjects each. The groups did not differ in terms of mean age and gender proportions, as verified by the Mann–Whitney ($W = 200.500$, $p = 1.000$) and chi-squared ($\chi^2(1) = 0.000$, $p = 1.000$) tests, respectively.

The sample size was selected after a sensitivity analysis that was performed using the G*Power software [62] with the following input parameters:

- $\alpha = 0.05$;
- $(1 - \beta) = 0.95$;
- Total sample size = 40;
- Number of groups = 2;
- Correlation among the repeated measures = 0.5;
- Nonsphericity correction = 1.

The computed effect size was $f = 0.235$, corresponding to a medium value [63].

The study protocol followed the Helsinki declaration and informed written consent was obtained from each participant.

Each subject sat on a chair placed in front of a 23.8-inch monitor (FlexScan EV2451, Eizo KK) located in a 7×3 m experimental room, artificially lit by fluorescence lights and in the absence of any natural light. Two experimenters positioned the SC, PPG and EEG sensors and checked the quality of the signals before starting the recording. The contact impedance of the EEG electrodes was measured and ensured to be less than 10 k Ω [64].

At the beginning of experiment, the subject performed a 60-s-long eye-closed baseline (EYC), followed by a 2-min-long neutral baseline (BSL). Then, according to the group splitting, either the M or R video was proposed.

2.4. Video Segmentation

For each video, the sequences corresponding to the 4 narrative themes (Nt, Tr, Pr, Prd) were identified and manually marked by 2 independent judges using the Boris software [65]. In order to compute the inter-rater reliability, the Cohen's κ was evaluated within a 2s-long sliding window. We obtained values of $\kappa = 0.83$, and $\kappa = 0.86$ for video M and R, respectively, corresponding to a strong agreement [66]. Onsets and durations of the themes were built as the intersection between the chunks identified by the two raters. Finally, the onsets and the durations of both the EYC and BSL epochs, as well as the 4 themes, were exported for the subsequent analyses.

2.5. EEG Processing

The EEG was processed using Matlab (The Mathworks, Inc., Natick, MA, USA) and the EEGLab toolbox [67], following a previously proposed standard pipeline [54,68].

First, the data were re-referenced to the linked earlobes and down-sampled to 512 Hz. Then, a band-pass filter (0.1–30 Hz) and a notch filter (50 and 100 Hz) were applied in order to remove the physiological and external noise. The Artefact Subspace Reconstruction (ASR) with a default cut-off parameter ($k = 20$) was applied in order to remove non-stationary artefacts [69]. The data were then decomposed into Independent Components (ICs) using the SOBI algorithm [70]. By using the neural-net based classifier ICLabel [71], artefactual ICs were identified as those with brain probability $\text{Pr}\{\text{brain}\} \leq 0.7$ and set to zero, while non-artefactual ICs were back-projected to the original sensor space. A Current Source Density (CSD) reference was then applied in order to increase the spatial resolution of the EEG at the sensor level [72].

Finally, the cleaned EEG was epoched according to the onset and the duration of the EYC and BSL stimuli, as well as the narrative sequences. For each subject, we computed the Individual Alpha Frequency (IAF), which is defined as the centre of gravity of the PSD within the extended alpha range (7.5–12.5 Hz) [73]. In the IAF calculation, we considered, as PSD, the mean PSD averaged across all the occipital channels. The occipital PSDs were computed using the EYC data. Finally, we computed 2 canonical EEG bands as: $\delta = [0; \text{IAF} - 6]$ Hz and $\alpha = [\text{IAF} - 2; \text{IAF} + 2]$ Hz [74].

In order to have the highest temporal resolution, all indices were computed following the filtering approach, which is based on filtering and averaging an appropriate set of EEG channels to produce a cluster [54]. The Hilbert Transform was applied to the filtered channels before the averaging to compute the smoothed instant power [75]. The AWI was obtained by subtracting the α -filtered right-frontal (FP2, F4, F8, FT8, FC4) and left-frontal (FP1, F3, F7, FT7, FC3) clusters [54], while MI was obtained as the θ -filtered left-frontal (FP1, F3, F7, FT7, FC3) cluster [57].

2.6. SC and PPG Processing

The SC and PPG signals were processed using Matlab (Mathworks, Inc.), following a previously proposed standard pipeline [68,76].

The SC signal was first band-pass filtered (0.001–0.35 Hz); then, a threshold for SC extreme values (0.05–60 μS) and extreme rate of changes ($\pm 8 \mu\text{S/s}$) was used in order to detect artefacts [77]. The artefactual points were replaced by a linear interpolation using adjacent points. From artefact-corrected SC, the tonic Skin-Conductance Level (SCL) was extracted by means of the cvxEDA algorithm [78].

The BVP signal was first low pass filtered (5 Hz); then, all peaks were identified using the Pan-Tompkins algorithm [79], and the instant HR was computed from the inverse of the peak-to-peak distance. Finally, the HR signal was linearly interpolated and filtered with a 2s-long moving average filter in order to obtain a smoother signal.

By means of a trigonometric transformation, SCL and HR were converted into the uni-dimensional EI [57].

2.7. Baseline Normalisation

AWI, MI, HR and EI signals were epoched according to the narrative sequences and z-score transformed with respect to the BSL as [76]:

$$x'(t) = [x(t) - m_{BSL}] / s_{BSL} \quad (1)$$

where $x'(t)$ is the z-score transformed signal, $x(t)$ is the original signal, m_{BSL} is the temporal mean of $x(t)$ in the BSL epoch and s_{BSL} is the temporal standard deviation of $x(t)$ in the BSL epoch.

Then, the signals were temporally averaged across each narrative sequence in order to obtain a condensed stimulus-related index [80]. For each Video \times Theme combination, outliers were identified by means of the inter-quantile range (IQR) criterion as points outside the interval $[Q1 - 1.5 \times IQR; Q1 + 1.5 \times IQR]$, where Q1 is the first quartile, Q3 is the third quartile and $IQR = Q3 - Q1$ [81].

2.8. Statistical Analyses

The statistical analyses were performed using JASP v.0.14 [82]. Each index was analysed by a two-way mixed ANOVA, considering the Video as a between-subject factor (two levels: M, R) and the narrative theme (hereinafter, Theme) as the within factor (four levels: Nature, Territory, Product, and Production). Prior to the analyses, the sphericity of the Theme and the equality of variances of the Video were assessed by the Levene's and Mauchly's tests, respectively. In the case of sphericity violations, the Greenhouse-Geisser correction based on the sphericity estimator ω was applied [83]. All the post-hoc comparisons were Holm-corrected. In the following section, all the significant differences were provided either as mean (M) and standard deviation (SD) or marginal mean (MM) and standard error (SE).

After the processing phase, 3 subjects were excluded from further analysis due to the excessive noise in their physiological signals. The final sample consisted of 37 subjects (19 males) with ages ranging from 33 to 56 years ($M = 45.24$, $SD = 7.48$). The M and R subgroups groups still did not differ in terms of mean age and gender proportions, as verified by means of the Mann-Whitney ($W = 198.500$, $p = 0.411$) and chi-squared ($\chi^2(1) = 0.026$, $p = 0.873$) tests, respectively.

3. Results

3.1. EEG-Related Indices

The AWI did not show any significant main effect or interactions. The MI showed a significant main effect for the video ($F(33, 1) = 5.493$, $p = 0.025$) and a significant interaction of the theme \times video ($F(2.250, 74.246) = 5.711$, $p = 0.004$, $\omega = 0.750$). Post-hoc comparisons showed a significant ($p = 0.025$) difference between M (MM = 0.060, SE = 0.079) and R (MM = -0.202, SE = 0.079). Nature \times R (M = 0.001, SD = 0.251) and Territory \times R (M = -0.420, SD = 0.480) showed a significant ($p = 0.027$) difference, similarly to Product \times R (M = -0.310, SD = 0.365, $n = 17$) and Territory \times M (M = 0.230, SD = 0.481) - $p = 0.015$, as well as Territory \times M (M = 0.230, SD = 0.481) and Territory \times R (M = -0.420, SD = 0.480) - $p = 0.001$. The following Figure 1 and Table 1 show, respectively, the descriptive plot with standard error bars and the descriptive statistics of the MI, split for video and theme.

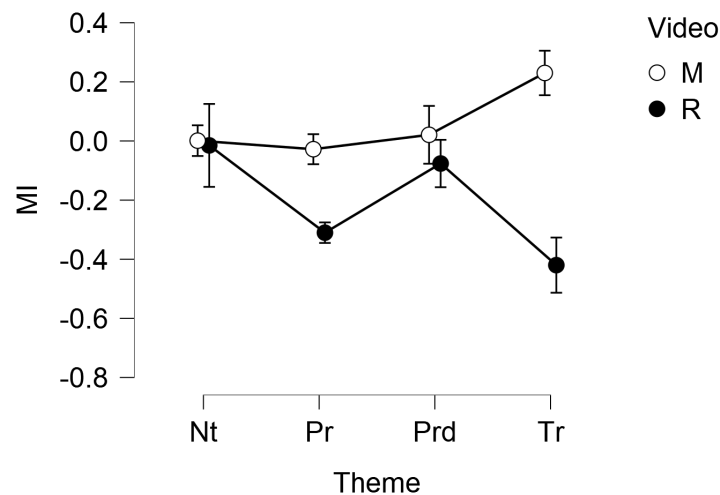


Figure 1. Descriptive plot with error bars of the MI, split for the video (M = The Myth, R = Rewind) and the theme (Nt = Nature, Pr = Product, Prd = Production, Tr = Territoriality). The vertical axis is expressed as unit-less z-scores.

Table 1. Descriptive statistics (M = mean, SD = standard deviation, n = number) of the MI, split for the video (M = The Myth, R = Rewind) and theme (Nt = Nature, Pr = Product, Prd = Production, Tr = Territoriality). All values are expressed as unitless z-scores.

Theme	Video	M	SD	n
Nt	M	0.001	0.251	18
	R	-0.015	0.687	17
Pr	M	-0.028	0.307	18
	R	-0.310	0.365	17
Prd	M	0.021	0.515	18
	R	-0.076	0.347	17
Tr	M	0.230	0.481	18
	R	-0.420	0.480	17

3.2. SC- and BVP-Related Indices

HR showed a significant main effect of the theme ($F(1.504, 45.135) = 3.669, p = 0.045, \omega = 0.501$) and the video ($F(1, 30) = 15.263, p < 0.001$). Post hoc comparisons found a significant ($p = 0.013$) difference between Product ($MM = -0.640, SE = 0.167$) and Territoriality ($MM = -0.046, SE = 0.167$), as well as between M ($MM = 0.081, SE = 0.172$) and R ($MM = -0.867, SE = 0.172$), $p < 0.001$. The following Figure 2 and Table 2 show, respectively, the descriptive plot with standard error bars and the descriptive statistics of the HR, split for video and theme.

Table 2. Descriptive statistics (M = mean, SD = standard deviation, n = number) of the HR, split for the video (M = The Myth, R = Rewind) and theme (Nt = Nature, Pr = Product, Prd = Production, Tr = Territoriality). All values are expressed as unitless z-scores.

Theme	Video	M	SD	n
Nt	M	0.087	0.735	16
	R	-1.090	0.906	16
Pr	M	-0.310	0.538	16
	R	-0.970	0.866	16
Prd	M	0.316	0.513	16
	R	-1.081	0.803	16
Tr	M	0.232	1.241	16
	R	-0.324	1.514	16

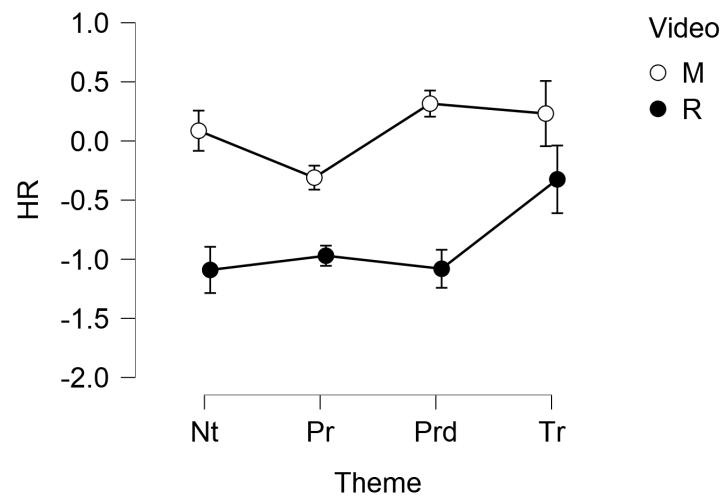


Figure 2. Descriptive plot with error bars of the HR, split for the video (M = The Myth, R = Rewind) and the theme (Nt = Nature, Pr = Product, Prd = Production, Tr = Territoriality). The vertical axis is expressed as unit-less z-scores.

EI showed a significant main effect of the video ($F(1, 31) = 7.728, p = 0.009$). Post hoc comparisons showed a significant difference between M ($MM = -0.033, SE = 0.062$) and R ($MM = -0.279, SE = 0.062$), $p = 0.009$. The following Figure 3 and Table 3 show, respectively, the descriptive plot with standard error bars and the descriptive statistics of the EI, split for video and theme.

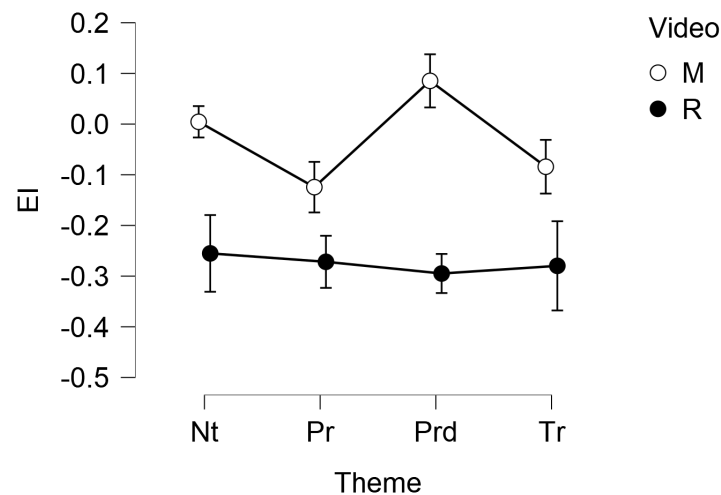


Figure 3. Descriptive plot with error bars of the EI, split for the video (M = The Myth, R = Rewind) and the theme (Nt = Nature, Pr = Product, Prd = Production, Tr = Territoriality). The vertical axis is expressed as unit-less z-scores.

Table 3. Descriptive statistics (M = mean, SD = standard deviation, n = number) of the EI, split for the video (M = The Myth, R = Rewind) and theme (Nt = Nature, Pr = Product, Prd = Production, Tr = Territoriality). All values are expressed as unitless z-scores.

Theme	Video	M	SD	n
Nt	M	0.005	0.178	16
	R	-0.255	0.345	17
Pr	M	-0.124	0.129	16
	R	-0.272	0.352	17

Table 3. *Cont.*

Theme	Video	M	SD	n
Prd	M	0.085	0.224	16
	R	−0.295	0.286	17
Tr	M	−0.084	0.273	16
	R	−0.280	0.581	17

4. Discussion

In this study, we investigated the role of emotional sequence in the communication of traditional cheeses from Southern Italy. For this purpose, we compared several physiological indices (AWI, MI, HR and EI) of two groups of participants during the vision of two video commercials. The first group watched a video (R) mainly characterised by a positive emotional tone, with sequences focused on the product quality and the traditionality of production processes. The second group watched a video (M) characterised by initial negative emotions, elicited by sequences showing the consequences of losing contact with the territory and traditions, followed by positive emotions, obtained by showing the positive consequences of regaining contact with the traditions and the territory. The videos were segmented by two individual raters into four narrative themes (Nt, Pr, Prd and Tr), and the physiological indices were averaged across the duration of each theme. We advanced six research hypotheses (H1–H6) that compared several metrics (AWI, MI, HR and EI) across both the Video and the Video \times Theme dimensions, as summarised in the following Table 4.

Table 4. Summary of the six research hypotheses H1–H6 that compared AWI, MI, HR and EI metrics across both the Video (M = The Myth, R = Rewind) and the Video \times Theme (Nt = Nature, Pr = Product, Prd = Production, Tr = Territoriality) dimensions. The direction of the expected differences is also provided, alongside the associated significant *p*-values (n.s. stands for not-significant). The fully or partially confirmed hypotheses are marked as, † and *, respectively.

Research Hypothesis	Metric	Direction	<i>p</i> -Value
H1 *	AWI	M > R	n.s.
	HR	M > R	0.045
	EI	M > R	0.009
H2	AWI	Nt _M > Nt _R	n.s.
		Prd _M > Prd _R	n.s.
		Tr _M > Tr _R	n.s.
	HR	Nt _M > Nt _R	n.s.
		Prd _M > Prd _R	n.s.
		Tr _M > Tr _R	n.s.
	EI	Nt _M > Nt _R	n.s.
		Prd _M > Prd _R	n.s.
		Tr _M > Tr _R	n.s.
H3	AWI	Pr _M > Pr _R	n.s.
	HR	Pr _M > Pr _R	n.s.
	EI	Pr _M > Pr _R	n.s.
H4 †	MI	M > R	0.025
H5 *	MI	Nt _M > Nt _R	n.s.
		Prd _M > Prd _R	n.s.
		Tr _M > Tr _R	0.001
H6	MI	Pr _M > Pr _R	n.s.

The Video M showed, overall, greater EI and HR than R, while AWI did not show any significant difference. This partially supports the research hypothesis H1, which assumed a greater emotional reaction in the emotional sequence. The AWI results must not be read as a contradiction to those of EI and HR for at least two reasons. First, despite the fact that EI, HR and AWI can be associated with the same psychological construct of the emotional

valence, they belong to different divisions of the nervous system: the autonomous nervous system (ANS) for EI and HR, and the central nervous system (CNS) for the AWI [53]. It was shown that these sub-systems are non-linearly related, and the degree of their coupling linearly depends on other factors, such as the levels of arousal of the emotionally-relevant stimuli [84]. Since the storytelling and the framing of the videos were not designed to elicit high levels of arousal, a low coupling between the ANS and CNS measures is expected. Second, some studies have questioned the appropriateness of the AWI as a measure of emotional valence [85]. Despite the fact that people are generally attracted to what elicits positive emotions and tend to turn away from what elicits negative emotions, it is also true that not all negative emotions cause a turning-away reaction. Anger, for example, despite being a negative emotion, generates an instinctive approach response [86]. Within the negative emotions of Video M, it is likely to expect the presence of anger, especially in the sequences related to the men's loss of contact with territories and traditions, as well as to the Godhead's punishment. The insignificant main effect of the Video could be, thus, due to the comparison of two positive AWI values, one associated with positive emotions and the other with anger.

The differences between M and R on EI, HR and AWI values related to Tr, Prd, Pr and Nt themes did not reach statistical significance, not supporting H2 or H3. A possible explanation could be related to the difference in the storytelling between the two videos that, according to past studies [87,88], has a strong role in mediating and/or moderating the emotional content of the video commercials. In statistical terms, the storytelling may have played the role of a confounding factor in decreasing the effect size associated with the interactions, leading to non-significant differences across the themes. This should be verified with a future confirmatory study based on stimuli with fixed storytelling but variable emotional sequence.

Compared to R, M showed an overall significantly greater MI, fully supporting H4, which assumed a different impact of the videos on the salience and, thus, the memory encoding. This is in line with previous researches on charity advertising that underlined the role of the emotion sequences in enhancing the overall salience [20,21]. Salience, in turn, plays a key role in the memorisation process: it was shown that maximal-saliency stimuli are associated with a greater recollection probability, and they facilitate access to memory representation at retrieval [89].

The M video showed a significantly greater MI than R only for the Tr theme, only partially supporting H5, which assumed greater memorisation of Nt, Prd and Tr themes in M. For the Pr theme, MI did not show a significant difference between M and R: this did not support H6, which assumed a greater memorisation in Video M. Similarly to what was discussed with H2 and H3, the different storytelling could have played a confounding role since, according to past studies [87,90], it also has a strong impact on the memorisation processes.

There is a chance that some research hypotheses have been rejected due to the characteristics of the sample, rather than the feature of the videos. In fact, it has been shown that gender and age play a significant role in emotional evaluation [91] and episodic memory recall [92]. A confirmatory study based on a four-way mixed ANOVA design with gender and age as additional between-subject factors is suggested to verify this supposition.

It is worth mentioning the limitations of the present study. We evaluated two videos that had never previously aired since they were shot specifically for this study. Additionally, the two creative contents differed not only in the emotional sequence but also in the storytelling and the framing. At the same time, this allowed us to investigate a situation very similar to what happens outside of laboratory contexts: consortiums for the protection of territorial products (or, in general, companies) rarely have to choose between creative proposals that differ in single separable variables; more often, they receive different proposals from several advertising agencies, and they need to choose those that have the highest probability of being remembered and generating functional emotions for the enhancement

of their products. Although there are many practical implications of our approach, further basic research is needed for stronger support of our findings.

5. Conclusions

In this study, we compared two video commercials of traditional cheeses from Southern Italy using a neuromarketing approach in order to highlight the most effective one in terms of emotion and memorisation. Despite the fact that both the videos were composed of the same four narrative themes (i.e., territory, product, production techniques and natural landscapes), they differed in the emotional sequence: the first one was mainly characterised by a positive emotional tone, while the second one was characterised by an initial negative tone that turns to positive in the end. We found that the second video generates a better emotional reaction and memorisation than the first one. This is in line with the literature on charity advertising that showed how the negative–positive emotional sequence can boost the overall emotional perception and memorisation. Significant differences, however, emerged only when considering the videos as a whole and not when we compared individual themes, probably due to the difference in storytelling or in the personal characteristics of the sample. A future confirmatory study should verify these assumptions by fixing the storytelling while varying the emotional sequence, as well as taking into account gender and age as additional grouping factors. However, our results provide useful insights for those stakeholders who are engaged in the promotion of traditional agri-food products, especially small local realities, helping them to optimise investments and reduce the gap with the big food corporations. Effective communication should place emphasis on how the purchase of these products provides solutions to specific issues, rather than simply exalting the goodness of the products and the benefits associated with their consumption.

Author Contributions: Conceptualisation, V.R., M.B. (Marco Bilucaglia), R.C. and G.L.; data curation, M.B. (Marco Bilucaglia); formal analysis, M.B. (Marco Bilucaglia), R.C., R.V. and R.L.; funding acquisition, V.R. and G.L.; investigation, M.B. (Mara Bellati) and R.V.; methodology, M.B. (Marco Bilucaglia), R.C., M.B. (Mara Bellati) and M.Z.; project administration, M.B. (Mara Bellati); resources, V.R. and G.L.; software, M.B. (Marco Bilucaglia) and R.L.; supervision, V.R., G.L. and M.Z.; validation, R.V.; visualisation, M.B. (Marco Bilucaglia) and R.C.; writing—original draft, V.R., M.B. (Marco Bilucaglia), R.C., M.B. (Mara Bellati), R.V., R.L., G.L. and M.Z.; writing—review and editing, V.R., M.B. (Marco Bilucaglia), R.C. and M.Z. All authors have read and agreed to the published version of the manuscript.

Funding: This study was developed within the project “Development of a synergy model aimed to qualify and valorize the Natural Historic Cheese of southern Italy in the Sicilian, Sardinia, Calabria, Basilicata, and Campania regions—Canestrum Casei”, funded by “Progetto AGER—Agroalimentare e Ricerca 2” (RIF. 2017-1144).

Institutional Review Board Statement: The study was conducted in accordance with the Declaration of Helsinki, and approved by the Ethics Committee of Università IULM.

Informed Consent Statement: Informed consent was obtained from all subjects involved in the study.

Data Availability Statement: All data are available upon request.

Conflicts of Interest: The authors declare no conflict of interest. The funders had no role in the design of the study; in the collection, analyses, or interpretation of data; in the writing of the manuscript, or in the decision to publish the results.

Appendix A. Video Description

Appendix A.1. Rewind

The video starts with a girl receiving a postal package that contains traditional cheeses from Southern Italy. The girl is shown so excited while unwrapping it that she decides to eat one of the products. At the moment of tasting, a scene change takes place, and the entire production process is shown in reverse (hence, the name Rewind), that is, from the end product to the raw materials. The main video sequences include the landscapes

of Southern Italy, the animals grazing freely, the cow milking and the detailed cheese production phases—from the milk curdling to the cheese seasoning and marking.

Appendix A.2. The Myth

The video starts with a voice-over narrating a legend (hence, the name The Myth). The Godhead gifted the human beings a harmonious and clean planet, the Hearth. Humans soon started harnessing nature, dealing with disastrous consequences. Several images of fires, natural landscapes polluted by garbage heaps and melting glaciers are shown. Displeased by their behaviour, the Godhead decides to punish them by erasing their memories. Five great sages decide to redeem humankind by starting the production of local cheeses using traditional techniques as a way to live in harmony with nature and preserve memories. Therefore, several images of natural landscapes, pictures of ancient villages in Southern Italy, animals grazing in pristine areas and cheeses produced with traditional techniques are shown.

References

- Russo, V.; Milani Marin, L.E.; Fici, A.; Bilucaglia, M.; Circi, R.; Rivetti, F.; Bellati, M.; Zito, M. Strategic communication and neuromarketing in the fisheries sector: Generating ideas from the territory. *Front. Commun.* **2021**, *6*, 49. [\[CrossRef\]](#)
- Russo, V.; Zito, M.; Bilucaglia, M.; Circi, R.; Bellati, M.; Milani Marin, L.E.; Catania, E.; Licitra, G. Dairy Products with Certification Marks: The Role of Territoriality and Safety Perception on Intention to Buy. *Foods* **2021**, *10*, 2352. [\[CrossRef\]](#) [\[PubMed\]](#)
- Bell, D.; Valentine, G. *Consuming Geographies: We Are Where We Eat*; Routledge: London, UK, 2013.
- Cacciolatti, L.A.; Garcia, C.C.; Kalantzakis, M. Traditional food products: The effect of consumers' characteristics, product knowledge, and perceived value on actual purchase. *J. Int. Food Agribus. Mark.* **2015**, *27*, 155–176. [\[CrossRef\]](#)
- Duvaleix-Treguer, S.; Emlinger, C.; Gaigné, C.; Latouche, K. On the competitiveness effects of quality labels: Evidence from French cheese industry. In Proceedings of the 30th International Conference of Agricultural Economists, Vancouver, BC, Canada, 28 July–2 August 2018; p. 21.
- Wägeli, S.; Janssen, M.; Hamm, U. Organic consumers' preferences and willingness-to-pay for locally produced animal products. *Int. J. Consum. Stud.* **2016**, *40*, 357–367. [\[CrossRef\]](#)
- Bryła, P. The role of appeals to tradition in origin food marketing. A survey among Polish consumers. *Appetite* **2015**, *91*, 302–310. [\[CrossRef\]](#)
- Pilone, V.; De Lucia, C.; Del Nobile, M.A.; Contò, F. Policy developments of consumer's acceptance of traditional products innovation: The case of environmental sustainability and shelf life extension of a PGI Italian cheese. *Trends Food Sci. Technol.* **2015**, *41*, 83–94. [\[CrossRef\]](#)
- Van Loo, E.J.; Grebitus, C.; Roosen, J. Explaining attention and choice for origin labeled cheese by means of consumer ethnocentrism. *Food Qual. Prefer.* **2019**, *78*, 103716. [\[CrossRef\]](#)
- Ray, C. Culture, Intellectual Property and Territorial Rural Development. *Sociol. Rural.* **1998**, *38*, 3–20. [\[CrossRef\]](#)
- Bagozzi, R.P.; Gopinath, M.; Nyer, P.U. The role of emotions in marketing. *J. Acad. Mark. Sci.* **1999**, *27*, 184–206. [\[CrossRef\]](#)
- Poels, K.; Dewitte, S. How to capture the heart? Reviewing 20 years of emotion measurement in advertising. *J. Advert. Res.* **2006**, *46*, 18–37. [\[CrossRef\]](#)
- Lewinski, P.; Franssen, M.L.; Tan, E.S. Predicting advertising effectiveness by facial expressions in response to amusing persuasive stimuli. *J. Neurosci. Psychol. Econ.* **2014**, *7*, 1. [\[CrossRef\]](#)
- Estes, Z.; Verges, M. Freeze or flee? Negative stimuli elicit selective responding. *Cognition* **2008**, *108*, 557–565. [\[CrossRef\]](#) [\[PubMed\]](#)
- LeBlanc, V.R.; McConnell, M.M.; Monteiro, S.D. Predictable chaos: A review of the effects of emotions on attention, memory and decision making. *Adv. Health Sci. Educ.* **2015**, *20*, 265–282. [\[CrossRef\]](#) [\[PubMed\]](#)
- Otamendi, F.J.; Sutil Martín, D.L. The emotional effectiveness of advertisement. *Front. Psychol.* **2020**, *11*, 2088. [\[CrossRef\]](#) [\[PubMed\]](#)
- Labroo, A.A.; Ramanathan, S. The influence of experience and sequence of conflicting emotions on ad attitudes. *J. Consum. Res.* **2007**, *33*, 523–528. [\[CrossRef\]](#)
- Bae, M. The effect of sequential structure in charity advertising on message elaboration and donation intention: The mediating role of empathy. *J. Promot. Manag.* **2021**, *27*, 177–209. [\[CrossRef\]](#)
- Carrera, P.; Oveja, L. Drawing mixed emotions: Sequential or simultaneous experiences? *Cogn. Emot.* **2007**, *21*, 422–441. [\[CrossRef\]](#)
- Bennett, R. Individual characteristics and the arousal of mixed emotions: Consequences for the effectiveness of charity fundraising advertisements. *Int. J. Nonprofit Volunt. Sect. Mark.* **2015**, *20*, 188–209. [\[CrossRef\]](#)
- Merchant, A.; Ford, J.B.; Sargeant, A. Charitable organizations' storytelling influence on donors' emotions and intentions. *J. Bus. Res.* **2010**, *63*, 754–762. [\[CrossRef\]](#)

22. Allen, P.; Hinrichs, C. Buying into 'buy local': Engagements of United States local food initiatives. In *Alternative Food Geographies: Representation and Practice*; Emerald: Bingley, UK, 2007; pp. 255–272.
23. Jia, S.S. Local food campaign in a globalization context: A systematic review. *Sustainability* **2021**, *13*, 7487. [[CrossRef](#)]
24. Van Ittersum, K.; Meulenberg, M.T.; Van Trijp, H.C.; Candel, M.J. Consumers' appreciation of regional certification labels: A Pan-European study. *J. Agric. Econ.* **2007**, *58*, 1–23. [[CrossRef](#)]
25. Bimbo, F.; Roselli, L.; Carlucci, D.; de Gennaro, B.C. Consumer Misuse of Country-of-Origin Label: Insights from the Italian Extra-Virgin Olive Oil Market. *Nutrients* **2020**, *12*, 2150. [[CrossRef](#)] [[PubMed](#)]
26. Cummings, R.G.; Harrison, G.W.; Rutström, E.E. Homegrown values and hypothetical surveys: Is the dichotomous choice approach incentive-compatible? *Am. Econ. Rev.* **1995**, *85*, 260–266.
27. Nisbett, R.E.; Wilson, T.D. Telling more than we can know: Verbal reports on mental processes. *Psychol. Rev.* **1977**, *84*, 231. [[CrossRef](#)]
28. Johansson, P.; Hall, L.; Sikström, S.; Tärning, B.; Lind, A. How something can be said about telling more than we can know: On choice blindness and introspection. *Conscious. Cogn.* **2006**, *15*, 673–692. [[CrossRef](#)]
29. Neeley, S.M.; Cronley, M.L. *When Research Participants Don't Tell It like It Is: Pinpointing the Effects of Social Desirability Bias Using Self vs. Indirect-Questioning*; ACR North American Advances: Duluth, MN, USA, 2004.
30. Smithson, J. Using and analysing focus groups: Limitations and possibilities. *Int. J. Soc. Res. Methodol.* **2000**, *3*, 103–119. [[CrossRef](#)]
31. List, J.A.; Gallet, C.A. What Experimental Protocol Influence Disparities Between Actual and Hypothetical Stated Values? *Environ. Resour. Econ.* **2001**, *20*, 241–254. [[CrossRef](#)]
32. Castellion, G.; Markham, S.K. Perspective: New Product Failure Rates: Influence of *Argumentum ad Populum* and Self-Interest. *J. Prod. Innov. Manag.* **2012**, *30*, 976–979. [[CrossRef](#)]
33. Crawford, C.M. Marketing Research and the New Product Failure Rate. *J. Mark.* **1977**, *41*, 51. [[CrossRef](#)]
34. Hakim, A.; Levy, D.J. A gateway to consumers' minds: Achievements, caveats, and prospects of electroencephalography-based prediction in neuromarketing. *Wiley Interdiscip. Rev. Cogn. Sci.* **2019**, *10*, e1485. [[CrossRef](#)]
35. Lee, N.; Broderick, A.J.; Chamberlain, L. What is 'neuromarketing'? A discussion and agenda for future research. *Int. J. Psychophysiol.* **2007**, *63*, 199–204. [[CrossRef](#)] [[PubMed](#)]
36. Ramsøy, T.Z. Building a foundation for neuromarketing and consumer neuroscience research: How researchers can apply academic rigor to the neuroscientific study of advertising effects. *J. Advert. Res.* **2019**, *59*, 281–294. [[CrossRef](#)]
37. Cao, C.C.; Reimann, M. Data Triangulation in Consumer Neuroscience: Integrating Functional Neuroimaging With Meta-Analyses, Psychometrics, and Behavioral Data. *Front. Psychol.* **2020**, *11*, 550204. [[CrossRef](#)] [[PubMed](#)]
38. Plassmann, H.; Weber, B. Individual differences in marketing placebo effects: Evidence from brain imaging and behavioral experiments. *J. Mark. Res.* **2015**, *52*, 493–510. [[CrossRef](#)]
39. Hsu, M.Y.T. RETRACTED: Cognitive systems research for neuromarketing assessment on evaluating consumer learning theory with fMRI: Comparing how two Word-Of-Mouth strategies affect the human brain differently after a product harm crisis. *Cogn. Syst. Res.* **2018**, *49*, 49–64. [[CrossRef](#)]
40. Karmarkar, U.R.; Plassmann, H. Consumer neuroscience: Past, present, and future. *Organ. Res. Methods* **2019**, *22*, 174–195. [[CrossRef](#)]
41. Karmarkar, U.R.; Yoon, C. Consumer neuroscience: Advances in understanding consumer psychology. *Curr. Opin. Psychol.* **2016**, *10*, 160–165. [[CrossRef](#)]
42. Plassmann, H.; Venkatraman, V.; Huettel, S.; Yoon, C. Consumer Neuroscience: Applications, Challenges, and Possible Solutions. *J. Mark. Res.* **2015**, *52*, 427–435. [[CrossRef](#)]
43. Smith, A.; Bernheim, B.D.; Camerer, C.F.; Rangel, A. Neural Activity Reveals Preferences without Choices. *Am. Econ. J. Microecon.* **2014**, *6*, 1–36. [[CrossRef](#)]
44. Ciceri, A.; Russo, V.; Songa, G.; Gabrielli, G.; Clement, J. A Neuroscientific Method for Assessing Effectiveness of Digital vs. Print Ads: Using Biometric Techniques to Measure Cross-Media Ad Experience and Recall. *J. Advert. Res.* **2020**, *60*, 71–86. [[CrossRef](#)]
45. Russo, V.; Valesi, R.; Gallo, A.; Laureanti, R.; Zito, M. "The Theater of the Mind": The Effect of Radio Exposure on TV Advertising. *Soc. Sci.* **2020**, *9*, 123. [[CrossRef](#)]
46. Juarez, D.; Tur-Viñes, V.; Mengual, A. Neuromarketing Applied to Educational Toy Packaging. *Front. Psychol.* **2020**, *11*, 2077. [[CrossRef](#)] [[PubMed](#)]
47. Missaglia, A.L.; Oppo, A.; Mauri, M.; Ghiringhelli, B.; Ciceri, A.; Russo, V. The impact of emotions on recall: An empirical study on social ads. *J. Consum. Behav.* **2017**, *16*, 424–433. [[CrossRef](#)]
48. Modica, E.; Rossi, D.; Cartocci, G.; Perrotta, D.; Feo, P.D.; Mancini, M.; Aricò, P.; Inguscio, B.M.S.; Babiloni, F. Neurophysiological Profile of Antismoking Campaigns. *Comput. Intell. Neurosci.* **2018**, *2018*, 1–11. [[CrossRef](#)]
49. Stasi, A.; Songa, G.; Mauri, M.; Ciceri, A.; Diotallevi, F.; Nardone, G.; Russo, V. Neuromarketing empirical approaches and food choice: A systematic review. *Food Res. Int.* **2018**, *108*, 650–664. [[CrossRef](#)]
50. Pagan, N.M.; Pagan, K.M.; Teixeira, A.A.; de Moura Engracia Giraldo, J.; Stefanelli, N.O.; de Oliveira, J.H.C. Application of Neuroscience in the Area of Sustainability: Mapping the Territory. *Glob. J. Flex. Syst. Manag.* **2020**, *21*, 61–77. [[CrossRef](#)]
51. Aurier, P.; Fort, F.; Sirieix, L. Exploring terroir product meanings for the consumer. *Anthropol. Food* **2005**, *4*. [[CrossRef](#)]

52. Biasi, R.; Brunori, E.; Smiraglia, D.; Salvati, L. Linking traditional tree-crop landscapes and agro-biodiversity in central Italy using a database of typical and traditional products: A multiple risk assessment through a data mining analysis. *Biodivers. Conserv.* **2015**, *24*, 3009–3031. [[CrossRef](#)]
53. Cherubino, P.; Martinez-Levy, A.C.; Caratù, M.; Cartocci, G.; Flumeri, G.D.; Modica, E.; Rossi, D.; Mancini, M.; Trettel, A. Consumer Behaviour through the Eyes of Neurophysiological Measures: State-of-the-Art and Future Trends. *Comput. Intell. Neurosci.* **2019**, *2019*, 1–41. [[CrossRef](#)]
54. Bilucaglia, M.; Laureanti, R.; Zito, M.; Circi, R.; Fici, A.; Russo, V.; Mainardi, L. It's a Question of Methods: Computational Factors Influencing the Frontal Asymmetry in Measuring the Emotional Valence. In Proceedings of the 2021 43rd Annual International Conference of the IEEE Engineering in Medicine & Biology Society (EMBC), Mexico City, Mexico, 1–5 November 2021; pp. 575–578.
55. Eddie Harmon-Jones, E.; Gable, P.A.; Peterson, C. The role of asymmetric frontal cortical activity in emotion-related phenomena: A review and update. *Biol. Psychol.* **2010**, *84*, 451–462. [[CrossRef](#)]
56. Summerfield, C.; Mangels, J.A. Coherent theta-band EEG activity predicts item-context binding during encoding. *NeuroImage* **2005**, *24*, 692–703. [[CrossRef](#)] [[PubMed](#)]
57. Vecchiato, G.; Babiloni, F.; Astolfi, L.; Toppi, J.; Vecchiato, G.; Astolfi, L.; Cherubino, P.; Dai, J.; Kong, W.; Wei, D. Enhance of theta EEG spectral activity related to the memorization of commercial advertisements in Chinese and Italian subjects. In Proceedings of the 2011 4th International Conference on Biomedical Engineering and Informatics (BMEI), Shanghai, China, 15–17 October 2011.
58. Mauss, I.B.; Robinson, M.D. Measures of emotion: A review. *Cogn. Emot.* **2009**, *23*, 209–237. [[CrossRef](#)] [[PubMed](#)]
59. Vecchiato, G.; Maglione, A.G.; Cherubino, P.; Wasikowska, B.; Wawrzyniak, A.; Latuszynska, A.; Latuszynska, M.; Nermend, K.; Graziani, I.; Leucci, M.R.; et al. Neurophysiological tools to investigate consumer's gender differences during the observation of TV commercials. *Comput. Math. Methods Med.* **2014**, *2014*, 912981. [[CrossRef](#)] [[PubMed](#)]
60. Nuwer, M.R. 10-10 electrode system for EEG recording. *Clin. Neurophysiol.* **2018**, *129*, 1103. [[CrossRef](#)]
61. Bilucaglia, M.; Masi, R.; Stanislao, G.D.; Laureanti, R.; Fici, A.; Circi, R.; Zito, M.; Russo, V. ESB: A low-cost EEG Synchronization Box. *HardwareX* **2020**, *8*, e00125. [[CrossRef](#)]
62. Faul, F.; Erdfelder, E.; Lang, A.G.; Buchner, A. G*Power 3: A flexible statistical power analysis program for the social, behavioral, and biomedical sciences. *Behav. Res. Methods* **2007**, *39*, 175–191. [[CrossRef](#)]
63. Cohen, J. *Statistical Power Analysis for the Behavioral Sciences*; Routledge: London, UK, 2013.
64. Sinha, S.R.; Sullivan, L.; Sabau, D.; San-Juan, D.; Dombrowski, K.E.; Halford, J.J.; Hani, A.J.; Drislane, F.W.; Stecker, M.M. American Clinical Neurophysiology Society Guideline 1. *J. Clin. Neurophysiol.* **2016**, *33*, 303–307. [[CrossRef](#)]
65. Friard, O.; Gamba, M. BORIS: A free, versatile open-source event-logging software for video/audio coding and live observations. *Methods Ecol. Evol.* **2016**, *7*, 1325–1330. [[CrossRef](#)]
66. McHugh, M.L. Interrater reliability: The kappa statistic. *Biochem. Medica* **2012**, *22*, 276–282. [[CrossRef](#)]
67. Delorme, A.; Makeig, S. EEGLAB: An open source toolbox for analysis of single-trial EEG dynamics including independent component analysis. *J. Neurosci. Methods* **2004**, *134*, 9–21. [[CrossRef](#)]
68. Laureanti, R.; Bilucaglia, M.; Zito, M.; Circi, R.; Fici, A.; Rivetti, F.; Valesi, R.; Wahl, S.; Mainardi, L.T.; Russo, V. Yellow (Lens) Better: Bioelectrical and Biometrical Measures to Assess Arousing and Focusing Effects. In Proceedings of the 2021 43rd Annual International Conference of the IEEE Engineering in Medicine & Biology Society (EMBC), Mexico City, Mexico, 1–5 November 2021.
69. Chang, C.Y.; Hsu, S.H.; Pion-Tonachini, L.; Jung, T.P. Evaluation of Artifact Subspace Reconstruction for Automatic Artifact Components Removal in Multi-Channel EEG Recordings. *IEEE Trans. Biomed. Eng.* **2020**, *67*, 1114–1121. [[CrossRef](#)] [[PubMed](#)]
70. Urigüen, J.A.; Garcia-Zapirain, B. EEG artifact removal—State-of-the-art and guidelines. *J. Neural Eng.* **2015**, *12*, 031001. [[CrossRef](#)] [[PubMed](#)]
71. Pion-Tonachini, L.; Kreutz-Delgado, K.; Makeig, S. ICLabel: An automated electroencephalographic independent component classifier, dataset, and website. *NeuroImage* **2019**, *198*, 181–197. [[CrossRef](#)] [[PubMed](#)]
72. Kayser, J.; Tenke, C.E. On the benefits of using surface Laplacian (current source density) methodology in electrophysiology. *Int. J. Psychophysiol.* **2015**, *97*, 171–173. [[CrossRef](#)]
73. Klimesch, W. EEG alpha and theta oscillations reflect cognitive and memory performance: A review and analysis. *Brain Res. Rev.* **1999**, *29*, 169–195. [[CrossRef](#)]
74. Borghini, G.; Aricò, P.; Flumeri, G.D.; Sciaraffa, N.; Babiloni, F. Correlation and Similarity between Cerebral and Non-Cerebral Electrical Activity for User's States Assessment. *Sensors* **2019**, *19*, 704. [[CrossRef](#)]
75. Allen, J.J.; Cohen, M.X. Deconstructing the “resting” state: Exploring the temporal dynamics of frontal alpha asymmetry as an endophenotype for depression. *Front. Hum. Neurosci.* **2010**, *4*, 232. [[CrossRef](#)]
76. Bilucaglia, M.; Laureanti, R.; Zito, M.; Circi, R.; Fici, A.; Rivetti, F.; Valesi, R.; Wahl, S.; Russo, V. Looking through blue glasses: Bioelectrical measures to assess the awakening after a calm situation. In Proceedings of the 2019 41st Annual International Conference of the IEEE Engineering in Medicine and Biology Society (EMBC), Berlin, Germany, 23–27 July 2019; pp. 526–529.
77. Kleckner, I.R.; Jones, R.M.; Wilder-Smith, O.; Wormwood, J.B.; Akcakaya, M.; Quigley, K.S.; Lord, C.; Goodwin, M.S. Simple, Transparent, and Flexible Automated Quality Assessment Procedures for Ambulatory Electrodermal Activity Data. *IEEE Trans. Biomed. Eng.* **2018**, *65*, 1460–1467. [[CrossRef](#)]

78. Greco, A.; Valenza, G.; Lanata, A.; Scilingo, E.P.; Citi, L. CvxEDA: A convex optimization approach to electrodermal activity processing. *IEEE Trans. Biomed. Eng.* **2016**, *63*, 797–804. [[CrossRef](#)]
79. Pan, J.; Tompkins, W.J. A Real-Time QRS Detection Algorithm. *IEEE Trans. Biomed. Eng.* **1985**, *BME-32*, 230–236.
80. Zito, M.; Fici, A.; Bilucaglia, M.; Ambrogetti, F.S.; Russo, V. Assessing the emotional response in social communication: The role of neuromarketing. *Front. Psychol.* **2021**, *12*, 625570. [[CrossRef](#)]
81. Zito, M.; Bilucaglia, M.; Fici, A.; Gabrielli, G.; Russo, V. Job Assessment Through Bioelectrical Measures: A Neuromanagement Perspective. *Front. Psychol.* **2021**, *12*, 673012. [[CrossRef](#)]
82. Love, J.; Selker, R.; Marsman, M.; Jamil, T.; Dropmann, D.; Verhagen, J.; Ly, A.; Gronau, Q.F.; Šmíra, M.; Epskamp, S.; et al. JASP: Graphical statistical software for common statistical designs. *J. Stat. Softw.* **2019**, *88*, 1–17. [[CrossRef](#)]
83. Verma, J.P. *Repeated Measures Design for Empirical Researchers*; John Wiley & Sons: Hoboken, NJ, USA, 2015.
84. Valenza, G.; Greco, A.; Gentili, C.; Lanata, A.; Sebastiani, L.; Menicucci, D.; Gemignani, A.; Scilingo, E. Combining electroencephalographic activity and instantaneous heart rate for assessing brain–heart dynamics during visual emotional elicitation in healthy subjects. *Philos. Trans. R. Soc. A Math. Phys. Eng. Sci.* **2016**, *374*, 20150176. [[CrossRef](#)]
85. Winkler, I.; Jager, M.; Mihajlović, V.; Tsoneva, T. Frontal EEG Asymmetry Based Classification of Emotional Valence using Common Spatial Patterns. *World Acad. Sci. Eng. Technol. Int. J. Med. Health Biomed. Bioeng. Pharm. Eng.* **2010**, *4*, 420–425.
86. Harmon-Jones, E.; Allen, J.J.B. Anger and frontal brain activity: EEG asymmetry consistent with approach motivation despite negative affective valence. *J. Personal. Soc. Psychol.* **1998**, *74*, 1310–1316. [[CrossRef](#)]
87. Gordon, R.; Ciorciari, J.; van Laer, T. Using EEG to examine the role of attention, working memory, emotion, and imagination in narrative transportation. *Eur. J. Mark.* **2018**, *52*, 92–117. [[CrossRef](#)]
88. Slater, M.D.; Rouner, D. Entertainment—Education and elaboration likelihood: Understanding the processing of narrative persuasion. *Commun. Theory* **2002**, *12*, 173–191.
89. Pedale, T.; Santangelo, V. Perceptual salience affects the contents of working memory during free-recollection of objects from natural scenes. *Front. Hum. Neurosci.* **2015**, *9*, 60. [[CrossRef](#)]
90. Petrican, R.; Moscovitch, M.; Schimmack, U. Cognitive resources, valence, and memory retrieval of emotional events in older adults. *Psychol. Aging* **2008**, *23*, 585. [[CrossRef](#)]
91. Abbruzzese, L.; Magnani, N.; Robertson, I.H.; Mancuso, M. Age and gender differences in emotion recognition. *Front. Psychol.* **2021**, *10*, 2371. [[CrossRef](#)]
92. Graves, L.V.; Moreno, C.C.; Seewald, M.; Holden, H.M.; Van Etten, E.J.; Uttarwar, V.; McDonald, C.R.; Delano-Wood, L.; Bondi, M.W.; Woods, S.P.; et al. Effects of age and gender on recall and recognition discriminability. *Arch. Clin. Neuropsychol.* **2017**, *32*, 972–973. [[CrossRef](#)] [[PubMed](#)]