

# Search for new physics in dijet angular distributions using proton–proton collisions at $\sqrt{s} = 13$ TeV and constraints on dark matter and other models

CMS Collaboration\*

CERN, 1211 Geneva 23, Switzerland

Received: 21 March 2018 / Accepted: 13 September 2018 / Published online: 28 September 2018  
© CERN for the benefit of the CMS collaboration 2018

**Abstract** A search is presented for physics beyond the standard model, based on measurements of dijet angular distributions in proton–proton collisions at  $\sqrt{s} = 13$  TeV. The data collected with the CMS detector at the LHC correspond to an integrated luminosity of  $35.9 \text{ fb}^{-1}$ . The observed distributions, corrected to particle level, are found to be in agreement with predictions from perturbative quantum chromodynamics that include electroweak corrections. Constraints are placed on models containing quark contact interactions, extra spatial dimensions, quantum black holes, or dark matter, using the detector-level distributions. In a benchmark model where only left-handed quarks participate, contact interactions are excluded at the 95% confidence level up to a scale of 12.8 or 17.5 TeV, for destructive or constructive interference, respectively. The most stringent lower limits to date are set on the ultraviolet cutoff in the Arkani–Hamed–Dimopoulos–Dvali model of extra dimensions. In the Giudice–Rattazzi–Wells convention, the cutoff scale is excluded up to 10.1 TeV. The production of quantum black holes is excluded for masses below 5.9 and 8.2 TeV, depending on the model. For the first time, lower limits between 2.0 and 4.6 TeV are set on the mass of a dark matter mediator for (axial-)vector mediators, for the universal quark coupling  $g_q = 1.0$ .

## 1 Introduction

Pairs of highly energetic jets (dijets) are produced at high rates in proton–proton collisions at the CERN LHC through pointlike scattering of quarks and gluons. Despite its enormous success, the shortcomings of the standard model (SM) are well known. Many theories of physics beyond the standard model (BSM) that alter the interaction of quarks and gluons from that predicted by perturbative quantum chromodynamics (QCD) give rise to narrow or wide resonances

or even to nonresonant dijet signatures. Examples that have received widespread attention include models with dark matter (DM) [1–5], quark compositeness [6–8], extra spatial dimensions [9, 10], and quantum black holes [11–15]. Resonances with an intrinsic width of the order of the experimental resolution can be constrained by searches in the dijet invariant mass spectrum [16–18]. These searches, however, are not very sensitive to wide resonances or nonresonant signatures; a more effective strategy to constrain such signatures is the study of dijet angular distributions [19].

The angular distribution of dijets relative to the beam direction is sensitive to the dynamics of the scattering process. Furthermore, since the angular distributions of the dominant underlying QCD processes of  $qg \rightarrow qg$ ,  $qq' \rightarrow qq'$ ,  $qq \rightarrow qq$ ,  $gg \rightarrow gg$ , are all similar [20], the dijet angular distribution is insensitive to uncertainties in the parton distribution functions (PDFs). The dijet angular distribution is typically expressed in terms of  $\chi_{\text{dijet}} = \exp(|y_1 - y_2|)$ , where  $y_1$  and  $y_2$  are the rapidities of the two jets with the highest transverse momentum  $p_T$  (the leading jets). For collinear massless parton scattering,  $\chi_{\text{dijet}}$  takes the form  $\chi_{\text{dijet}} = (1 + |\cos \theta^*|)/(1 - |\cos \theta^*|)$ , where  $\theta^*$  is the polar scattering angle in the parton-parton center-of-mass (CM) frame. The choice of  $\chi_{\text{dijet}}$ , rather than  $\theta^*$ , to measure the dijet angular distribution is motivated by the fact that in Rutherford scattering, where only  $t$ -channel scattering contributes to the partonic cross section, the  $\chi_{\text{dijet}}$  distribution is independent of  $|y_1 - y_2|$  [20]. In contrast, BSM processes may have scattering angle distributions that are closer to being isotropic than those given by QCD processes and can be identified by an excess of events at small values of  $\chi_{\text{dijet}}$ . Previous measurements of dijet angular distributions at the LHC have been reported by the ATLAS [17, 21–25] and CMS [26–29] Collaborations.

In a simplified model of interactions between DM particles and quarks [1–4, 30, 31], the spin-1 (vector or axial-vector) DM mediator particle with unknown mass  $M_{\text{Med}}$  is assumed to decay only to pairs of quarks or pairs of DM

\* e-mail: [cms-publication-committee-chair@cern.ch](mailto:cms-publication-committee-chair@cern.ch)

particles, with mass  $m_{\text{DM}}$ , and with a universal quark coupling  $g_q$  and a DM coupling  $g_{\text{DM}}$ . In this model, the relative width of the DM mediator increases monotonically with increasing  $g_q$ . In a scenario where  $g_q = 0.25$  and in which the relative widths for vector and axial-vector mediators in the dark matter decay channels are negligible, values of  $M_{\text{Med}}$  below 3.0 TeV were excluded by narrow dijet resonance searches [17, 18]. A search for narrow and broad dijet resonances set constraints on mediator widths up to 30% ( $g_q < 0.75$ ) and masses up to 4 TeV [32]. Searches for invisible particles produced in association with quarks or bosons [33–35] have excluded vector and axial-vector mediators below 1.8 (2.1) TeV for  $g_q = 0.25$  ( $g_q = 1.0$ ) and  $g_{\text{DM}} = 1.0$  [34].

A common signature of quark compositeness [6–8], at energies well below the characteristic mass scale  $\Lambda$  for new interactions between quark constituents, is the four-fermion contact interaction (CI). The most stringent limits on quark CIs come from searches in dijet angular distributions at large dijet invariant masses ( $M_{\text{jj}}$ ) [17, 29], and in inclusive jet  $p_{\text{T}}$  distributions [36]. The publication from the ATLAS Collaboration [17] provides lower limits on the quark CI scales from 13.1 to 29.5 TeV, depending on the details of the model.

The Arkani–Hamed–Dimopoulos–Dvali (ADD) model [9, 10] of compactified large extra dimensions (EDs) provides a possible solution to the hierarchy problem of the standard model. It predicts signatures of virtual graviton exchange that result in a nonresonant enhancement of dijet production in proton–proton collisions, whose angular distribution differs from the predictions of QCD. Signatures from virtual graviton exchange have previously been sought at the LHC in various final states, where the most stringent limits arise from the CMS search with dijet angular distributions [29], which excludes the ultraviolet cutoff in the ADD framework up to 7.9–11.2 TeV, depending on the parameterization of the model.

In models with large EDs, the fundamental Planck scale ( $M_{\text{Pl}}$ ) is assumed to be closer to the electroweak (EW) scale, thereby allowing black hole production at the LHC [11–15]. Semiclassical black holes, which have mass much larger than  $M_{\text{Pl}}$ , decay into multiple jets through Hawking radiation [37]. Quantum black holes (QBHs), which are produced with mass close to  $M_{\text{Pl}}$ , decay predominantly into dijets and can be studied using dijet angular distributions [38–40]. Recent searches for QBHs with dijet final states at the LHC reported in Refs. [17, 29] exclude QBHs with masses below 8.9 TeV.

In this paper, we present a search for new physics, specifically DM mediators, CIs, EDs, and QBHs, using measurements of dijet angular distributions. The signature of the signals can be categorized into nonresonant excesses at high  $M_{\text{jj}}$  as predicted by the CI and ADD models and resonances from the decay of QBHs and DM mediators that could appear across the whole range of the  $M_{\text{jj}}$  spectrum. The searches

are performed by comparing detector-level dijet angular distributions with BSM predictions that have been adjusted to include detector resolution effects. This eliminates some systematic uncertainties that are introduced when correcting the dijet angular distributions for detector effects and simplifies the statistical evaluation. The dijet angular distributions are also corrected to particle level to facilitate comparisons with other theoretical predictions and published in HEPData.

## 2 The CMS detector

The CMS apparatus is based on a superconducting solenoid of 6 m internal diameter, providing an axial field of 3.8 T. Within the solenoid and nearest to the interaction point are the silicon pixel and strip trackers. Surrounding the tracker volume are the lead tungstate crystal electromagnetic calorimeter and the brass and scintillator hadron calorimeter. The trackers cover a pseudorapidity region of  $|\eta| < 2.5$  while the calorimeters cover  $|\eta| < 3.0$ . In addition, CMS has extensive forward calorimetry, which extends the coverage to  $|\eta| < 5.0$ . Finally, muons are measured in gaseous ionization detectors embedded in the steel flux-return yoke of the solenoid, with a coverage of  $|\eta| < 2.4$ . A two-tiered system, with a level-1 trigger followed by a high-level trigger (HLT), is used by CMS to record events of interest [41] for the offline analysis. A more detailed description of the CMS detector, together with a definition of the coordinate system used and the relevant kinematic variables, can be found in Ref. [42].

## 3 Event selection and data unfolding

Events are reconstructed using a particle-flow algorithm [43] to identify and reconstruct individual particles from each collision by combining information from all CMS subdetectors. Identified particles include charged and neutral hadrons, electrons, muons, and photons. The particles are clustered into jets using the anti- $k_{\text{T}}$  algorithm [44, 45] with a distance parameter of 0.4. In order to mitigate the effect of additional proton–proton interactions within the same or nearby bunch crossings (pileup) on the jet momentum measurement, the charged hadron subtraction technique [43] is used. Spurious jets from noise or non-collision backgrounds are rejected by applying jet identification criteria [46]. The jet energies are corrected for nonlinear and nonuniform response of the calorimeters through corrections obtained from data and Monte Carlo (MC) simulations [47]. To compare data with theoretical predictions, the same jet clustering algorithm is applied to the generated stable particles (lifetime  $c\tau > 1$  cm) from MC simulations with leading order (LO)

PYTHIA 8.212 [48, 49] predictions, and to the outgoing partons from next-to-leading (NLO) predictions.

The events used in this analysis are selected with triggers based upon either jet  $p_T$  or  $H_T$ , as measured by the HLT, where  $H_T$  is the scalar sum of the  $p_T$  values of all the jets with  $|\eta| < 3.0$  and  $p_T$  greater than 30 GeV. The HLT selection requires having a jet with  $p_T > 450$  GeV or an  $H_T$  value of at least 900 GeV. The data sample was collected with the CMS detector in 2016 and corresponds to an integrated luminosity of  $35.9 \text{ fb}^{-1}$  [50].

In the subsequent offline analysis, events with a reconstructed primary vertex that lies within  $\pm 24$  cm of the detector center along the beam line, and within 2 cm of the detector center in the plane transverse to the beam, are selected. The primary vertex is defined as the reconstructed vertex with the highest sum of the squares of all associated physics objects  $p_T$ . The physics objects are the jets returned by the application of the anti- $k_T$  algorithm to all tracks associated with the vertex, plus the corresponding associated missing transverse momentum, taken as the negative vector sum of the  $p_T$  of those jets.

The two leading jets are used to measure the dijet angular distributions in seven regions of the dijet invariant mass  $M_{jj}$ . The  $M_{jj}$  regions, in units of TeV, are chosen to be 2.4–3.0, 3.0–3.6, 3.6–4.2, 4.2–4.8, 4.8–5.4, 5.4–6.0, and  $> 6.0$ . The highest  $M_{jj}$  range was chosen to maximize the expected sensitivity to the BSM signals considered. The phase space for this analysis is restricted by the requirements  $\chi_{\text{dijet}} < 16$  and  $|y_{\text{boost}}| < 1.11$ , where  $y_{\text{boost}} = (y_1 + y_2)/2$ . This selection and the  $M_{jj}$  range definition restrict the absolute rapidities  $|y_1|$  and  $|y_2|$  of the two highest  $p_T$  jets to be less than 2.5 and their  $p_T$  to be larger than 200 GeV. The trigger efficiency for events that satisfy the subsequent selection criteria exceeds 99% in all the  $M_{jj}$  ranges for the analysis. The observed numbers of events in the analysis phase space for each of the mass ranges are 353025, 71832, 16712, 4287, 1153, 330, and 95. The highest value of  $M_{jj}$  observed among these events is 8.2 TeV.

In this paper, we present dijet angular distributions normalized to unity in each  $M_{jj}$  range, denoted  $(1/\sigma_{\text{dijet}})(d\sigma_{\text{dijet}}/d\chi_{\text{dijet}})$ , where  $\sigma_{\text{dijet}}$  is the cross section in the analysis phase space.

Fluctuations in jet response from the resolution in jet  $p_T$  of the detector can cause lower energy jets to be misidentified as leading jets and also result in bin-to-bin event migrations in both  $\chi_{\text{dijet}}$  and dijet mass. The corrections for these effects are obtained from a two-dimensional response matrix that maps the generator-level  $M_{jj}$  and  $\chi_{\text{dijet}}$  distributions onto the measured values. This matrix is obtained using particle-level jets from the PYTHIA MC event generator that are smeared in  $p_T$  using a double-sided Crystal Ball parameterization [51] of the response. This parameterization takes into account the full jet energy resolution, including non-Gaussian tails, and

is derived from the full detector simulation. The width of the Gaussian core in the parameterization is adjusted to account for the difference in resolution observed between data and simulation [47]. The reason for deriving the response matrix from smeared generator-level MC rather than from full detector simulation is that significantly smaller statistical uncertainties can be achieved using the faster code. The measured distributions are unfolded to particle level by inverting the response matrix without regularization, using the ROOUNFOLD package [52]. The unfolding changes the shape of the  $\chi_{\text{dijet}}$  distributions by  $< 1\%$  and  $< 8\%$  across  $\chi_{\text{dijet}}$  in the lowest and highest  $M_{jj}$  ranges, respectively. The fractions of event migrations between mass bins are 15–20% in the lowest  $M_{jj}$  range and 25–40% in the highest  $M_{jj}$  range, depending on  $\chi_{\text{dijet}}$  values. The unfolding procedure was tested by splitting the simulation data into independent training and testing samples. The training sample was used to derive a response matrix and the smeared  $\chi_{\text{dijet}}$  distributions from the test sample were unfolded using this response matrix. No significant difference was observed between the generated and unfolded  $\chi_{\text{dijet}}$  distributions in the test sample. The effects of migrations between  $\chi_{\text{dijet}}$  bins are negligible. The unfolding procedure is based on matrix inversion, while the procedure used in previous publications of dijet angular distributions [28, 29] was based on the D’Agostini iterative method [53]. We have compared these two methods by deriving limits from unfolded data, and the limits vary by less than 5%.

#### 4 Theoretical predictions

We compare the unfolded normalized dijet angular distributions with the predictions of perturbative QCD at NLO, available in NLOJET++ 4.1.3 [54] in the FASTNLO 2.1 framework [55]. EW corrections for dijet production [56] change the predicted normalized distributions by up to 1% (5%) for the lowest  $\chi_{\text{dijet}}$  bins in small (large) values of  $M_{jj}$ . The factorization ( $\mu_f$ ) and renormalization ( $\mu_r$ ) scales are set to the average  $p_T$  of the two jets,  $\langle p_T \rangle = (p_{T1} + p_{T2})/2$ , and the PDFs are taken from the CT14 set [57]. The use of a more flexible statistical combination of multiple PDF sets as in PDF4LHC15\_100 [57–62] exhibited small differences as compared to the CT14 PDF set. We evaluated the impact of nonperturbative effects from hadronization and multiple parton interactions on the QCD predictions using PYTHIA with the CUETP8M1 tune [63] and HERWIG++ 2.7.1 [64] with tune EE5C [65]. The effects are found to be less than 1% and negligible for both MC generators.

The production and decay of the DM mediators in the simplified DM model are generated at LO using MADDM version 2.0.6 [66, 67] at fixed  $g_{\text{DM}}$  and  $m_{\text{DM}}$  values, where  $g_{\text{DM}} = 1.0$  and  $m_{\text{DM}} = 1$  GeV. For these values of  $g_{\text{DM}}$

and  $m_{\text{DM}}$ , the differences between vector and axial-vector mediators in the cross sections and in the acceptances are negligible in the analysis phase space.

BSM physics signatures from CIs with flavor-diagonal color-singlet couplings among quarks are described by the effective Lagrangian [7, 8]:

$$\begin{aligned} \mathcal{L}_{\text{qq}} = & \frac{2\pi}{\Lambda^2} [\eta_{\text{LL}} (\bar{q}_{\text{L}} \gamma^\mu q_{\text{L}}) (\bar{q}_{\text{L}} \gamma_\mu q_{\text{L}}) \\ & + \eta_{\text{RR}} (\bar{q}_{\text{R}} \gamma^\mu q_{\text{R}}) (\bar{q}_{\text{R}} \gamma_\mu q_{\text{R}}) \\ & + 2\eta_{\text{RL}} (\bar{q}_{\text{R}} \gamma^\mu q_{\text{R}}) (\bar{q}_{\text{L}} \gamma_\mu q_{\text{L}})], \end{aligned}$$

where the subscripts L and R refer to the left and right chiral projections of the quark fields, respectively, and  $\eta_{\text{LL}}$ ,  $\eta_{\text{RR}}$ , and  $\eta_{\text{RL}}$  are taken to be 0, +1, or -1 for the different combinations that correspond to different CI models. The following CI possibilities with color-singlet couplings among quarks are investigated:

Model	$(\eta_{\text{LL}}, \eta_{\text{RR}}, \eta_{\text{RL}})$
$A_{\text{LL}}^\pm$	$(\pm 1, 0, 0)$
$A_{\text{RR}}^\pm$	$(0, \pm 1, 0)$
$A_{\text{VV}}^\pm$	$(\pm 1, \pm 1, \pm 1)$
$A_{\text{AA}}^\pm$	$(\pm 1, \pm 1, \mp 1)$
$A_{(\text{V}-\text{A})}^\pm$	$(0, 0, \pm 1)$

The models with positive (negative)  $\eta_{\text{LL}}$  or  $\eta_{\text{RR}}$  lead to destructive (constructive) interference with the QCD terms, and consequently a lower (higher) cross section, respectively. In all CI models discussed in this paper, NLO QCD corrections are employed to calculate the cross sections. In proton-proton collisions, the  $A_{\text{LL}}^\pm$  and  $A_{\text{RR}}^\pm$  models result in identical lowest order cross sections and NLO corrections, and consequently lead to the same sensitivity. For  $A_{\text{VV}}^\pm$  and  $A_{\text{AA}}^\pm$ , as well as for  $A_{(\text{V}-\text{A})}^\pm$ , the CI predictions are also identical at lowest order, but exhibit different NLO corrections and yield different sensitivities. The CIJET 1.0 program [68] is used to calculate the CI terms, as well as the interference between the CI and QCD terms at NLO in QCD.

For the ADD model, two parameterizations for virtual graviton exchange are considered: Giudice–Rattazzi–Wells (GRW) [69] and Han–Lykken–Zhang (HLZ) [70]. In the GRW convention, the sum over the Kaluza–Klein graviton excitations in the effective field theory is regulated by a single cutoff parameter  $\Lambda_{\text{T}}$ . In the HLZ convention, the effective theory is described in terms of two parameters, the cutoff scale  $M_{\text{S}}$  and the number of extra spatial dimensions  $n_{\text{ED}}$ . The parameters  $M_{\text{S}}$  and  $n_{\text{ED}}$  are directly related to  $\Lambda_{\text{T}}$  [71]. We consider models with 2–6 EDs. The case of  $n_{\text{ED}} = 1$  is not considered since it would require an ED of the size of

the radius of the solar system; the gravitational potential at such distances would be noticeably modified, and this case is therefore excluded by observation. The case of  $n_{\text{ED}} = 2$  is special in the sense that the relation between  $M_{\text{S}}$  and  $\Lambda_{\text{T}}$  also depends on the parton-parton CM energy  $\sqrt{s}$ . The ADD predictions are calculated using PYTHIA.

Quantum black hole production is studied within the framework of the ADD model, with  $n_{\text{ED}} = 6$  (ADD6), and the Randall–Sundrum model (RS1) [72, 73] with a single, warped extra dimension ( $n_{\text{ED}} = 1$ ). In these models, the QBH production cross section depends on the mass of the QBH,  $M_{\text{Pl}}$ , and the number of spatial dimensions. Since QBHs are produced with a mass threshold close to  $M_{\text{Pl}}$ , we set the minimum QBH mass  $M_{\text{QBH}}$  equal to  $M_{\text{Pl}}$  for simplicity. The QBH 3.0 generator [74] is used for the predictions.

To take into account the NLO QCD and EW corrections to SM dijet production when probing the ADD, QBH, and DM models, the cross section difference  $\sigma_{\text{NLO+EW corr}}^{\text{QCD}} - \sigma_{\text{LO}}^{\text{QCD}}$  is evaluated for each  $M_{\text{jj}}$  and  $\chi_{\text{dijet}}$  bin and added to the SM+BSM predictions. This procedure provides an SM+BSM prediction where the QCD terms are corrected to NLO with EW corrections while the BSM terms are calculated at LO. While the ADD BSM prediction from PYTHIA includes the interference terms of graviton exchange with QCD (obtained by subtracting the predictions  $\sigma_{\text{LO}}^{\text{ADD+QCD}} - \sigma_{\text{LO}}^{\text{QCD}}$ ), the QBH and DM BSM predictions do not include such interference terms.

Exclusion limits on the BSM models studied in this paper are set based on the comparison of data that have not been corrected for resolution effects with both SM+BSM and SM predictions that have been folded to detector level. The comparison at detector level is done to eliminate some systematic uncertainties that are introduced during the unfolding procedure and simplifies the statistical evaluation. This procedure uses the same two-dimensional response matrix whose inverse is used for unfolding the data. It has been verified that the  $\chi_{\text{dijet}}$  distributions for SM+BSM predictions folded with the response matrix derived from SM QCD multijet predictions smeared with the double-sided Crystal Ball parameterization of the jet  $p_{\text{T}}$  resolution agree with SM+BSM predictions smeared with this same parameterization. The folding procedure is equivalent to running the full detector simulation on the particle-level predictions, with the residual differences accounted for in the systematic uncertainties.

## 5 Systematic uncertainties

The normalized  $\chi_{\text{dijet}}$  distributions are relatively insensitive to many potential systematic effects. To present the uncertainties for the normalized shapes, the quoted values are reported for the lowest  $\chi_{\text{dijet}}$  bins, where the uncertainties

and potential contributions from BSM processes are typically the largest. The main experimental uncertainty is from the jet energy scale (JES) and the main theoretical uncertainty is from the choices of  $\mu_\tau$  and  $\mu_f$  scales.

### 5.1 Experimental uncertainties

The overall JES uncertainty is less than 1%, and the variation of the JES as a function of pseudorapidity is less than 1% per unit  $\eta$  [47, 75] in the phase space of the analysis. The JES uncertainties related to each step in the derivation of the  $p_T$  and  $\eta$  dependent JES corrections are taken into account independently. In this way, the correlations of the JES uncertainty sources among the  $M_{jj}$  ranges and  $\chi_{\text{dijet}}$  bins are included. For the purpose of display in figures and tables, the total JES uncertainty is obtained from the quadratic sum of these uncertainty sources and is found to be 3.6% in the lowest  $M_{jj}$  range and 9.2% in the highest  $M_{jj}$  range.

The uncertainty from the jet  $p_T$  resolution is evaluated by changing the width of the Gaussian core of the Crystal Ball parameterization of the response by up to  $\pm 5\%$  [47, 75], depending upon the jet  $\eta$ , and comparing the resultant distributions before and after these changes. This uncertainty is found to be less than 1% for all  $M_{jj}$ . The uncertainty from the modeling of the tails of the jet  $p_T$  resolution [76] is evaluated using a Gaussian function to parameterize the response, and we assign an uncertainty equal to half of the difference between the distributions determined from this Gaussian ansatz and the nominal correction. The size of this uncertainty is less than 1.5% for all  $M_{jj}$ .

Another source of uncertainty arises from the use of a parametric model to simulate the jet  $p_T$  resolution of the detector. This uncertainty is estimated by comparing the smeared  $\chi_{\text{dijet}}$  distributions to the ones from a detailed simulation of the CMS detector using GEANT4 [77], and is found to be 0.5% and 1% in the lowest and highest  $M_{jj}$  ranges, respectively.

In the unfolding procedure, there is an additional systematic uncertainty introduced due to potential mismodeling of the dijet kinematic distributions in PYTHIA. This uncertainty is evaluated using MADGRAPH5\_aMC@NLO 2.2.2 [78] predictions, as the kinematic distributions from MADGRAPH5\_aMC@NLO and PYTHIA are found to bracket the data. The inverted response matrix from PYTHIA is applied to the smeared  $\chi_{\text{dijet}}$  distributions from MADGRAPH5\_aMC@NLO and the results are compared to the corresponding generated  $\chi_{\text{dijet}}$  distributions. The differences are observed to be less than 1.5% for all  $M_{jj}$ .

The effect from pileup is studied by comparing the  $\chi_{\text{dijet}}$  distributions with various numbers of pileup interactions in simulated events. The numbers are varied according to the uncertainty of the total inelastic cross section of pp collisions [79]. The effect on the  $\chi_{\text{dijet}}$  distributions is observed to be negligible.

### 5.2 Theoretical uncertainties

The uncertainties due to the choices of  $\mu_f$  and  $\mu_\tau$  scales in the NLO QCD predictions are evaluated by following the proposal in Refs. [80, 81] and changing the default choice of scales in the following 6 combinations:  $(\mu_f/\langle p_T \rangle, \mu_\tau/\langle p_T \rangle) = (1/2, 1/2), (1/2, 1), (1, 1/2), (2, 2), (2, 1),$  and  $(1, 2)$ . These changes modify the predictions of the normalized  $\chi_{\text{dijet}}$  distributions by up to 8.5% and up to 19%, at small and large values of  $M_{jj}$ , respectively. The uncertainty in the NLO QCD predictions due to the choice of PDFs is determined from the 28 eigenvectors of CT14 using the procedure described in Ref. [82], and is found to be less than 0.2% at low  $M_{jj}$  and less than 0.6% at high  $M_{jj}$ . The uncertainty in the strong coupling constant has a negligible impact on the normalized  $\chi_{\text{dijet}}$  distribution.

Scale and PDF uncertainties in the CI predictions are obtained using the same procedure as in the QCD predictions. In the ADD and QBH models, the scale and PDF uncertainties have a negligible impact on the limits as the signals only appear in the highest mass bins, where the statistical uncertainties dominate. The effect on the acceptance for the DM models due to the PDF uncertainty is evaluated using the 100 replica NNPDF3.0 PDF set [60] and found to be non-negligible in the  $M_{jj}$  ranges with  $M_{jj} > M_{\text{Med}}$  for DM mediators that have large mass and coupling. For example, for an axial-vector mediator with  $M_{\text{Med}} = 6 \text{ TeV}$  and  $g_q = 1.0$ , which corresponds to a resonance with relative width of 50%, the uncertainty is 14% in the  $M_{jj} > 6.0 \text{ TeV}$  bin.

Although the uncertainties are treated separately in the statistical analysis of the data, for display purposes in tables and figures we calculate the total experimental and theoretical uncertainty as the quadratic sum of the contributions due to the JES, the jet  $p_T$  resolution, the modeling of both the detector response and the dijet kinematics, and the contributions from  $\mu_f$ ,  $\mu_\tau$ , and the PDFs. A summary of the leading experimental systematic uncertainties is provided in Table 1. The theoretical uncertainties quoted in the table apply to the QCD prediction. As shown in Table 1, systematic uncertainties dominate the total uncertainty in low  $M_{jj}$  regions, while the statistical uncertainty dominates in high  $M_{jj}$  regions.

## 6 Results

In Figs. 1 and 2 the measured normalized  $\chi_{\text{dijet}}$  distributions for all mass bins unfolded to particle level are compared to NLO predictions with EW corrections. No significant deviation from the SM prediction is observed. The distributions are also compared to predictions for QCD+CI with CI scales equal to 14 TeV, QCD+ADD with  $\Lambda_T$  (GRW) = 10 TeV, QCD+QBH with  $M_{\text{QBH}}$  (ADD6) = 8 TeV, and QCD+DM

**Table 1** Summary of the leading experimental and theoretical uncertainties in the normalized  $\chi_{\text{dijet}}$  distributions, in percent. While the statistical analysis represents each uncertainty through a change in the  $\chi_{\text{dijet}}$  distribution correlated among all  $\chi_{\text{dijet}}$  bins, this table summarizes each uncertainty by a representative value to show their relative contributions.

Source of uncertainty	$2.4 < M_{\text{jj}} < 3.0 \text{ TeV}$	$M_{\text{jj}} > 6.0 \text{ TeV}$
Statistical	0.7	27
JES	3.6	9.2
Jet $p_{\text{T}}$ resolution (core)	1.0	1.0
Jet $p_{\text{T}}$ resolution (tails)	1.0	1.5
Detector response model	0.5	1.0
Unfolding, model dependence	0.2	1.5
Total experimental	4.1	29
QCD NLO scale (6 changes in $\mu_{\text{r}}$ and $\mu_{\text{f}}$ )	+8.5 −3.0	+19 −5.8
PDF (CT14 eigenvectors)	0.2	0.6
Total theoretical	8.5	19

with  $M_{\text{Med}} = 2, 3$  and  $5 \text{ TeV}$  and  $g_{\text{q}} = 1.0$ . The signal distributions are only shown for the  $M_{\text{jj}}$  ranges that contribute to the sensitivity for the BSM searches.

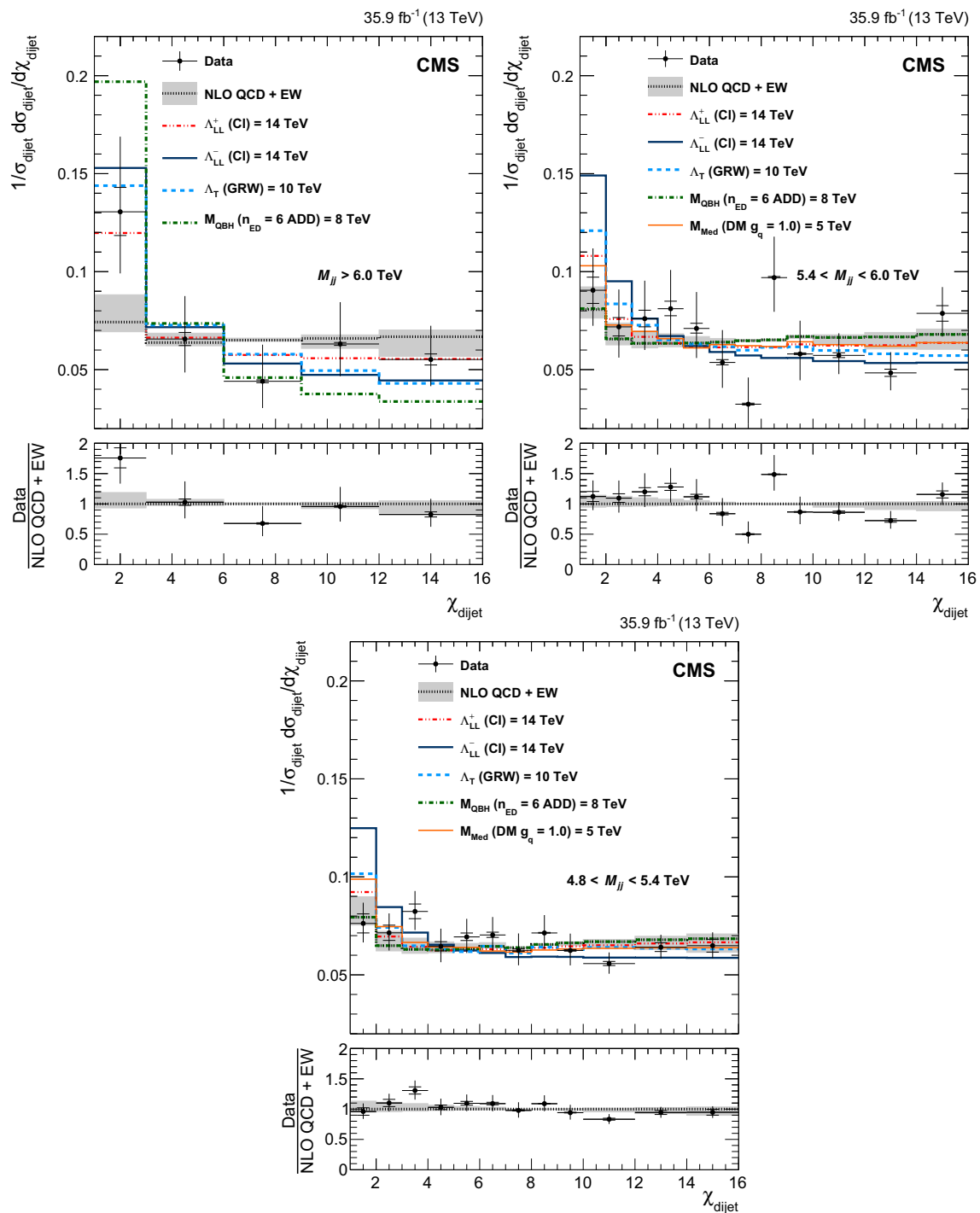
The asymptotic approximation [83] of the  $\text{CL}_s$  criterion [84, 85] is used to set exclusion limits on the parameters for the BSM models [86]. The limits obtained using this approximation were tested against the  $\text{CL}_s$  limits obtained using ensembles of pseudo experiments for several of the models examined, and the differences were found to be negligible. The likelihoods  $L_{\text{QCD}}$  and  $L_{\text{QCD+BSM}}$  are defined for the respective QCD-only and QCD+BSM hypotheses as a product of Poisson likelihood functions for each bin in  $\chi_{\text{dijet}}$ . The predictions for each  $M_{\text{jj}}$  range are normalized to the number of observed events in that range. Systematic uncertainties are treated as nuisance parameters in the likelihood model. Following Ref. [17], the nuisance parameters are profiled with respect to the QCD-only and QCD+BSM models by maximizing the corresponding likelihood functions. The  $p$ -values for the two hypotheses,  $P_{\text{QCD+BSM}}(q \geq q_{\text{obs}})$  and  $P_{\text{QCD}}(q \leq q_{\text{obs}})$ , are evaluated for the profile log-likelihood ratio  $q = -2 \ln(L_{\text{QCD+BSM}}/L_{\text{QCD}})$ . Limits on the QCD+BSM models are set based on the quantity  $\text{CL}_s = P_{\text{QCD+BSM}}(q \geq q_{\text{obs}})/(1 - P_{\text{QCD}}(q \leq q_{\text{obs}}))$ , which is required to be less than 0.05 for a 95% confidence level (CL) of exclusion. Because of the large number of events in the low- $M_{\text{jj}}$  range, which constrain the systematic uncertainties, we obtain 2–30% better observed limits on the BSM scales and masses compared to the limits obtained using the method in the predecessor of this search reported in Ref. [29], where the nuisance parameters were marginalized rather than profiled.

In the limit calculations, not all  $M_{\text{jj}}$  ranges are included in the likelihoods; only those that improve the expected limits by more than 1% are used. We use mass bins with

For the lowest and highest dijet mass bins, the relative shift is given for the lowest  $\chi_{\text{dijet}}$  bin. In the highest dijet mass bin, the dominant experimental contribution corresponds to the statistical uncertainty, while the dominant theoretical contribution is from the uncertainty in scales

$M_{\text{jj}} > 3.6 \text{ TeV}$  for the CI models,  $M_{\text{jj}} > 4.2 \text{ TeV}$  for the ADD models, and  $M_{\text{jj}} > 4.8 \text{ TeV}$  for the QBH models. For the DM mediators, we use mass bins that cover the  $M_{\text{jj}}$  range of  $0.5M_{\text{Med}} - 1.2M_{\text{Med}}$ . The exclusion limits on the BSM models are determined using detector-level  $\chi_{\text{dijet}}$  distributions and theoretical predictions at detector level. By using the detector-level  $\chi_{\text{dijet}}$  distributions, each bin of the  $\chi_{\text{dijet}}$  distributions can be modeled by a Poisson likelihood function, while at particle level, the unfolded data distributions have correlations among the dijet mass bins. As a cross-check, the limits are also determined for the case where the unfolded  $\chi_{\text{dijet}}$  distributions, approximated by Poisson likelihood functions, and particle-level theoretical predictions are used in the limit extraction procedure. The resulting observed limits on the BSM scales and masses are found to be more stringent than those determined at detector level by 1–10%, depending on the model. The agreement of the data with QCD predictions is quantified by calculating  $P_{\text{QCD}}(q < q_{\text{obs}})$  for each mass bin separately. The largest excess is found in the first data point of the  $> 6.0 \text{ TeV}$  mass bin, with a significance of 1.8 standard deviations. When combining mass bins in the various QCD+BSM models under study, the largest significances are found to be 2.7–2.8 standard deviations for the QCD+DM model with  $M_{\text{Med}} = 4.5\text{--}6 \text{ TeV}$  and  $g_{\text{q}} = 1.0$ .

Figure 3 shows the 95% CL upper limits on  $g_{\text{q}}$  as a function of the mass of the vector or axial-vector DM mediator with  $g_{\text{DM}} = 1.0$  and  $m_{\text{DM}} = 1 \text{ GeV}$ . The corresponding limits on the width of the mediators are shown on the vertical axis on the right-hand side of Fig. 3. The degradation of the limits below  $M_{\text{Med}} = 2.5 \text{ TeV}$  and above  $M_{\text{Med}} = 4 \text{ TeV}$  can be explained as follows. For resonance masses below the lower  $M_{\text{jj}}$  boundary of the analysis at  $2.4 \text{ TeV}$ , the acceptance increases rapidly as a function of resonance mass (e.g., from 1.4% at  $M_{\text{Med}} = 2 \text{ TeV}$  to 16% at  $M_{\text{Med}} = 2.5 \text{ TeV}$ , for

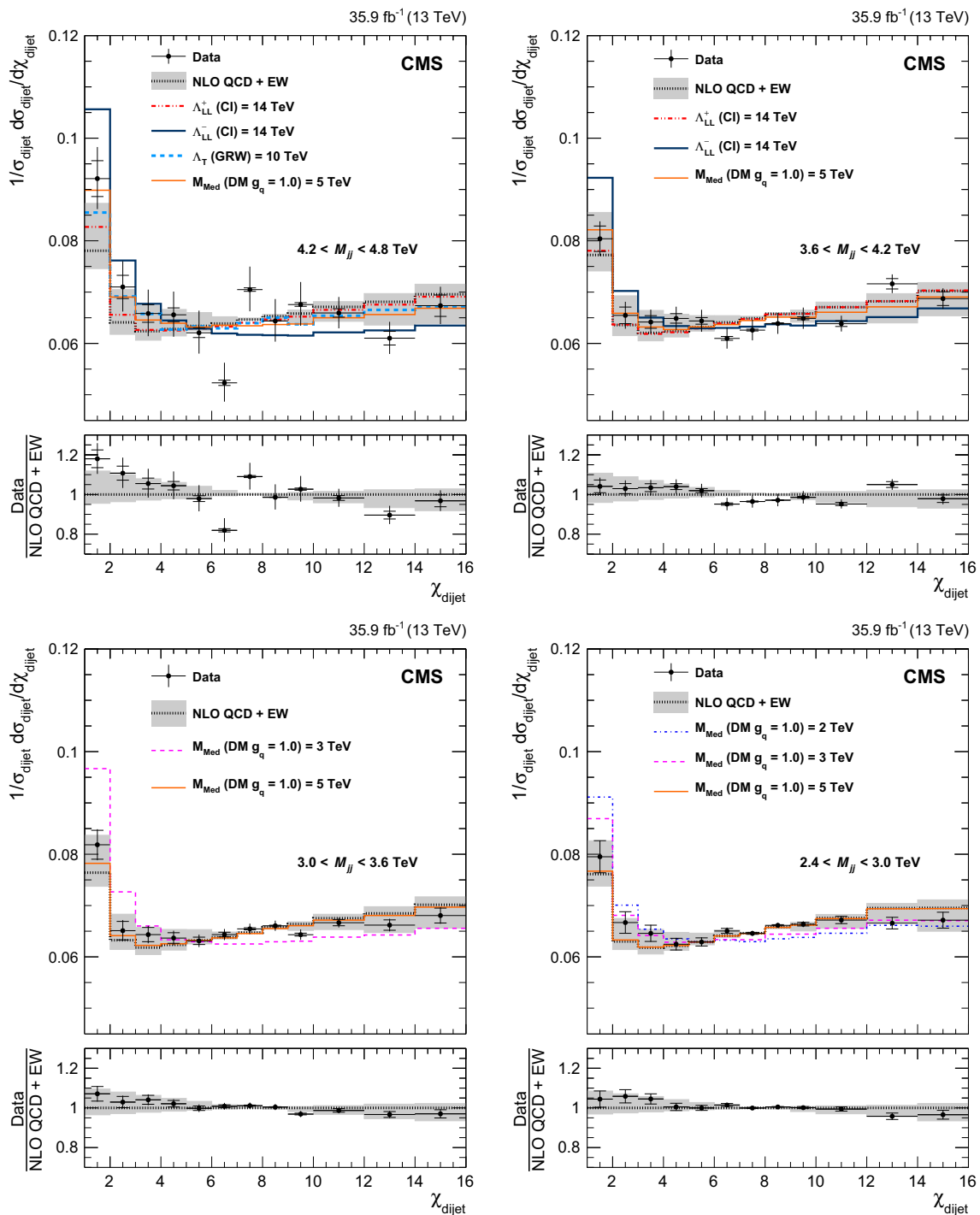


**Fig. 1** Normalized  $\chi_{dijet}$  distributions in the three highest mass bins. Unfolded data are compared to NLO predictions (black dotted line). The error bars represent statistical and experimental systematic uncertainties combined in quadrature. The ticks on the error bars correspond

to the experimental systematic uncertainties only. Theoretical uncertainties are indicated as a gray band. Also shown are the predictions for various CI, ADD, QBH, and DM scenarios. The lower panels show the ratio of the unfolded data distributions and NLO predictions

$g_q = 0.5$ ), resulting in the improvement of the limit on  $g_q$  as a function of resonance mass. For large values of resonance mass and width (e.g., for  $M_{Med} > 4$  TeV and  $g_q > 0.5$ ),

the mediator is primarily produced off-shell with a mass less than the  $M_{jj}$  boundary of the analysis at 2.4 TeV. The acceptance for high resonance masses thus decreases as a function



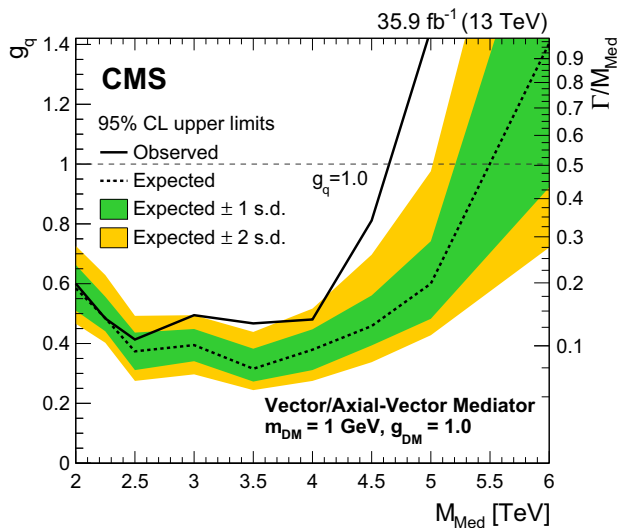
**Fig. 2** Normalized  $\chi_{dijet}$  distributions in the four lower mass bins. Unfolded data are compared to NLO predictions (black dotted line). The error bars represent statistical and experimental systematic uncertainties combined in quadrature. The ticks on the error bars correspond

to the experimental systematic uncertainties only. Theoretical uncertainties are indicated as a gray band. Also shown are the predictions for various CI, ADD, and DM scenarios. The lower panels show the ratio of the unfolded data distributions and NLO predictions

of resonance width (e.g., for  $M_{Med} = 5$  TeV, from 25% at  $g_q = 0.5$  to 8% at  $g_q = 1.5$ ), resulting in the fast deterioration of the limit on  $g_q$  at high resonance masses. The

observed limit above 5 TeV is at  $\Gamma/M_{Med} \geq 1$ , thus in a region where the simplified model of a mediator particle is no longer valid. For  $M_{Med}$  between 2.0 and 4.6 TeV, this





**Fig. 3** The 95% CL upper limits on the quark coupling  $g_q$ , as a function of mass, for an axial-vector or vector DM mediator with  $g_{DM} = 1.0$  and  $m_{DM} = 1$  GeV. The observed limits (solid), expected limits (dashed) and the variation in the expected limit at the 1 and 2 standard deviation levels (shaded bands) are shown. A dotted horizontal line shows the coupling strength for a benchmark DM mediator with  $g_q = 1.0$ . The corresponding limits on the width of the mediators are shown on the vertical axis on the right-hand side of the figure

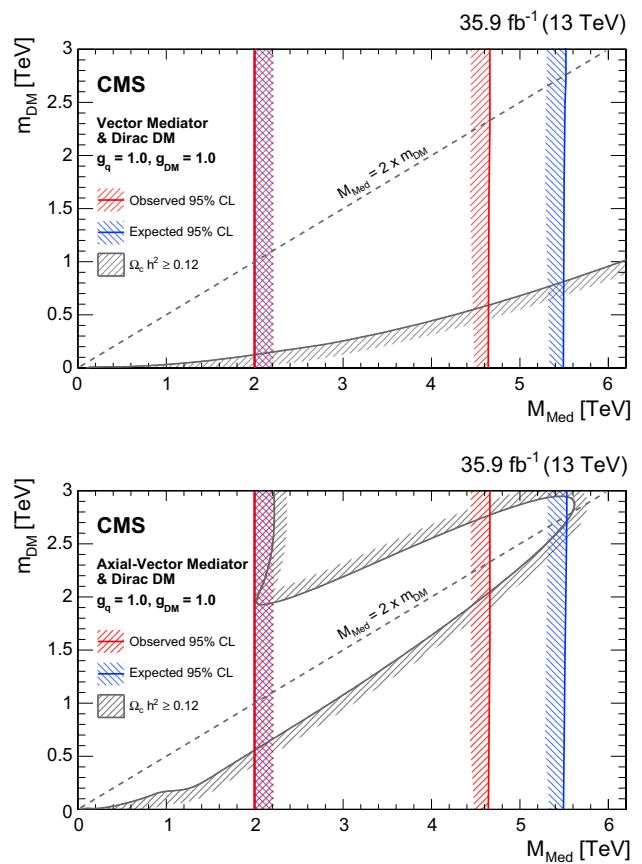
search excludes couplings  $1.0 \leq g_q \leq 1.4$ , which are not accessible via dijet resonance searches.

The limits for  $M_{Med}$  at arbitrary  $m_{DM}$  and  $g_{DM}$  can be calculated based on the fact that at fixed mediator production cross sections, changes in the width of the DM decay channel will lead to changes in the width of the quark decay channel. For the models with  $g_q = 1.0$ ,  $g_{DM} = 1.0$ , and  $2m_{DM} < M_{Med}$ , in which the total width of the mediator is dominated by the width of the quark decay channel due to the large number of possible quark flavors and colors, the exclusion range for  $M_{Med}$  has little dependence on  $m_{DM}$ . For the models with  $2m_{DM} \geq M_{Med}$ , the width of the DM decay channel is assumed to be zero. The resulting exclusion regions for vector and axial-vector mediators with  $g_q = 1.0$  and  $g_{DM} = 1.0$  in the  $m_{DM}$  and  $M_{Med}$  plane are shown in Fig. 4.

The observed and expected exclusion limits at 95% CL on different CI, ED, QBH, and DM models obtained in this analysis are listed in Table 2. The observed limits are less stringent than the expected limits because of the upward fluctuation in the measured distributions compared to the theoretical predictions. The limits on all models are more stringent than those obtained from data collected by CMS in 2015 [29].

### 7 Summary

A search has been presented for physics beyond the standard model, based on normalized dijet angular distributions



**Fig. 4** The 95% CL observed (red) and expected (blue) excluded regions in the plane of  $m_{DM}$  and  $M_{Med}$ , for a vector mediator (upper) and an axial-vector mediator (lower) for a DM benchmark model with  $g_{DM} = g_q = 1.0$ . These are compared to constraints from the cosmological relic density of DM (gray) determined from astrophysical measurements [87], using MADDM. In the hatched area, DM is overabundant. The observed and expected lower bounds for  $M_{Med}$  overlap with each other

obtained in 2016 from proton–proton collisions at the LHC. The data sample corresponds to an integrated luminosity of  $35.9 \text{ fb}^{-1}$ . The angular distributions, measured over a wide range of dijet invariant masses, are found to be in agreement with the predictions of perturbative quantum chromodynamics. The results are used to set 95% confidence level lower limits on the contact interaction scale for a variety of quark compositeness models, the ultraviolet cutoff in models of extra spatial dimensions, the minimum mass of quantum black holes, and the mass and couplings in dark matter models. For the first time, lower limits between 2.0 and 4.6 TeV are set on the mass of a dark matter mediator for (axial-)vector mediators, for the universal quark coupling  $1.0 \leq g_q \leq 1.4$ . This region is not accessible through dijet resonance searches. The lower limits for the contact interaction scale  $\Lambda$  range from 9.2 to 22.4 TeV. The lower limits on the ultraviolet cutoff in the Arkani–Hamed–Dimopoulos–Dvali model are in the range of 8.5–12 TeV, and are the most

**Table 2** Observed and expected exclusion limits at 95% CL for various CI, ADD, QBH, and DM models. The 68% ranges of expectation for the expected limit are given as well. For the DM vector mediator, couplings  $g_{\text{DM}} = 1.0$ ,  $g_q \geq 1$  and a DM mass of 1 GeV are assumed and a range of masses instead of a lower limit is quoted

Model	Observed lower limit (TeV)	Expected lower limit (TeV)
CI		
$\Lambda_{\text{LL/RR}}^+$	12.8	$14.6 \pm 0.8$
$\Lambda_{\text{LL/RR}}^-$	17.5	$23.5 \pm 3.0$
$\Lambda_{\text{VV}}^+$	14.6	$16.4 \pm 0.8$
$\Lambda_{\text{VV}}^-$	22.4	$30.7 \pm 3.7$
$\Lambda_{\text{AA}}^+$	14.7	$16.5 \pm 0.8$
$\Lambda_{\text{AA}}^-$	22.3	$30.6 \pm 3.8$
$\Lambda_{\text{(V-A)}}^+$	9.2	$11.5 \pm 1.0$
$\Lambda_{\text{(V-A)}}^-$	9.3	$11.8 \pm 1.1$
ADD		
$\Lambda_{\text{T}}(\text{GRW})$	10.1	$11.4 \pm 0.9$
$M_{\text{S}}(\text{HLZ}) n_{\text{ED}} = 2$	10.7	$12.4 \pm 1.0$
$M_{\text{S}}(\text{HLZ}) n_{\text{ED}} = 3$	12.0	$13.6 \pm 1.1$
$M_{\text{S}}(\text{HLZ}) n_{\text{ED}} = 4$	10.1	$11.4 \pm 0.9$
$M_{\text{S}}(\text{HLZ}) n_{\text{ED}} = 5$	9.1	$10.3 \pm 0.8$
$M_{\text{S}}(\text{HLZ}) n_{\text{ED}} = 6$	8.5	$9.6 \pm 0.8$
QBH		
$M_{\text{QBH}}(\text{ADD } n_{\text{ED}} = 6)$	8.2	$8.5 \pm 0.4$
$M_{\text{QBH}}(\text{RS } n_{\text{ED}} = 1)$	5.9	$6.3 \pm 0.7$
DM		
Vector/axial-vector $M_{\text{Med}}$	2.0–4.6	2.0–5.5

stringent limits available. Quantum black hole masses below 8.2 TeV are excluded in the model with six large extra spatial dimensions, and below 5.9 TeV in the Randall–Sundrum model with a single, warped extra dimension. To facilitate comparisons with the predictions of other models, the angular distributions, corrected to particle level, are published in HEPData.

**Acknowledgements** We congratulate our colleagues in the CERN accelerator departments for the excellent performance of the LHC and thank the technical and administrative staffs at CERN and at other CMS institutes for their contributions to the success of the CMS effort. In addition, we gratefully acknowledge the computing centres and personnel of the Worldwide LHC Computing Grid for delivering so effectively the computing infrastructure essential to our analyses. Finally, we acknowledge the enduring support for the construction and operation of the LHC and the CMS detector provided by the following funding agencies: BMBWF and FWF (Austria); FNRS and FWO (Belgium); CNPq, CAPES, FAPERJ, FAPERGS, and FAPESP (Brazil); MES (Bulgaria); CERN; CAS, MoST, and NSFC (China); COLCIENCIAS (Colombia); MSES and CSF (Croatia); RPF (Cyprus); SENESCYT (Ecuador); MoER, ERC IUT, and ERDF (Estonia); Academy of Finland, MEC, and HIP (Finland); CEA and CNRS/IN2P3 (France); BMBF, DFG, and HGF (Germany); GSRT (Greece); NKFI (Hungary); DAE and DST (India); IPM (Iran); SFI (Ireland); INFN (Italy); MSIP and NRF (Republic of Korea); MES (Latvia); LAS (Lithuania); MOE and UM (Malaysia); BUAP, CINVESTAV, CONACYT, LNS, SEP, and UASLP-FAI (Mexico); MOS (Montenegro); MBIE (New Zealand); PAEC (Pakistan); MSHE and NSC (Poland); FCT (Portugal); JINR (Dubna); MON, RosAtom, RAS, RFBR, and NRC KI (Russia); MESTD (Serbia); SEIDI, CPAN, PCTI, and FEDER (Spain); MOSTR (Sri Lanka);

Swiss Funding Agencies (Switzerland); MST (Taipei); ThEPCenter, IPST, STAR, and NSTDA (Thailand); TUBITAK and TAEK (Turkey); NASU and SFFR (Ukraine); STFC (United Kingdom); DOE and NSF (USA). Individuals have received support from the Marie-Curie programme and the European Research Council and Horizon 2020 Grant, contract No. 675440 (European Union); the Leventis Foundation; the A. P. Sloan Foundation; the Alexander von Humboldt Foundation; the Belgian Federal Science Policy Office; the Fonds pour la Formation à la Recherche dans l'Industrie et dans l'Agriculture (FRIA-Belgium); the Agentschap voor Innovatie door Wetenschap en Technologie (IWT-Belgium); the F.R.S.-FNRS and FWO (Belgium) under the “Excellence of Science – EOS” – be.h project n. 30820817; the Ministry of Education, Youth and Sports (MEYS) of the Czech Republic; the Lendület (“Momentum”) Programme and the János Bolyai Research Scholarship of the Hungarian Academy of Sciences, the New National Excellence Program ÚNKP, the NKFI research grants 123842, 123959, 124845, 124850 and 125105 (Hungary); the Council of Science and Industrial Research, India; the HOMING PLUS programme of the Foundation for Polish Science, cofinanced from European Union, Regional Development Fund, the Mobility Plus programme of the Ministry of Science and Higher Education, the National Science Center (Poland), contracts Harmonia 2014/14/M/ST2/00428, Opus 2014/13/B/ST2/02543, 2014/15/B/ST2/03998, and 2015/19/B/ST2/02861, Sonata-bis 2012/07/E/ST2/01406; the National Priorities Research Program by Qatar National Research Fund; the Programa Estatal de Fomento de la Investigación Científica y Técnica de Excelencia María de Maeztu, grant MDM-2015-0509 and the Programa Severo Ochoa del Principado de Asturias; the Thalís and Aristeia programmes cofinanced by EU-ESF and the Greek NSRF; the Rachadapisek Sompot Fund for Post-doctoral Fellowship, Chulalongkorn University and the Chulalongkorn Academic into Its 2nd Century Project Advancement Project (Thai-

land); the Welch Foundation, contract C-1845; and the Weston Havens Foundation (USA).

**Open Access** This article is distributed under the terms of the Creative Commons Attribution 4.0 International License (<http://creativecommons.org/licenses/by/4.0/>), which permits unrestricted use, distribution, and reproduction in any medium, provided you give appropriate credit to the original author(s) and the source, provide a link to the Creative Commons license, and indicate if changes were made. Funded by SCOAP<sup>3</sup>.

## References

- H. Dreiner, D. Schmeier, J. Tattersall, Contact interactions probe effective dark matter models at the LHC. *Europhys. Lett.* **102**, 51001 (2013). <https://doi.org/10.1209/0295-5075/102/51001>. [arXiv:1303.3348](https://arxiv.org/abs/1303.3348)
- J. Abdallah et al., Simplified models for dark matter searches at the LHC. *Phys. Dark Univ.* **9–10**, 8 (2015). <https://doi.org/10.1016/j.dark.2015.08.001>. [arXiv:1506.03116](https://arxiv.org/abs/1506.03116)
- G. Busoni et al., Recommendations on presenting LHC searches for missing transverse energy signals using simplified  $s$ -channel models of dark matter (2016). [arXiv:1603.04156](https://arxiv.org/abs/1603.04156)
- A. Albert et al., Recommendations of the LHC Dark Matter Working Group: Comparing LHC searches for heavy mediators of dark matter production in visible and invisible decay channels (2017). [arXiv:1703.05703](https://arxiv.org/abs/1703.05703)
- D. Abercrombie et al., Dark matter benchmark models for early LHC Run-2 searches: report of the ATLAS/CMS Dark Matter Forum (2015). [arXiv:1507.00966](https://arxiv.org/abs/1507.00966)
- H. Terazawa, Subquark model of leptons and quarks. *Phys. Rev. D* **22**, 184 (1980). <https://doi.org/10.1103/PhysRevD.22.184>
- E. Eichten, K. Lane, M. Peskin, New tests for quark and lepton substructure. *Phys. Rev. Lett.* **50**, 811 (1983). <https://doi.org/10.1103/PhysRevLett.50.811>
- E. Eichten, I. Hinchliffe, K. Lane, C. Quigg, Supercollider physics. *Rev. Mod. Phys.* **56**, 579 (1984). <https://doi.org/10.1103/RevModPhys.56.579>
- N. Arkani-Hamed, S. Dimopoulos, G. Dvali, The hierarchy problem and new dimensions at a millimeter. *Phys. Lett. B* **429**, 263 (1998). [https://doi.org/10.1016/S0370-2693\(98\)00466-3](https://doi.org/10.1016/S0370-2693(98)00466-3). [arXiv:hep-ph/9803315](https://arxiv.org/abs/hep-ph/9803315)
- N. Arkani-Hamed, S. Dimopoulos, G. Dvali, Phenomenology, astrophysics and cosmology of theories with sub-millimeter dimensions and TeV scale quantum gravity. *Phys. Rev. D* **59**, 086004 (1999). <https://doi.org/10.1103/PhysRevD.59.086004>. [arXiv:hep-ph/9807344](https://arxiv.org/abs/hep-ph/9807344)
- P.C. Argyres, S. Dimopoulos, J. March-Russell, Black holes and sub-millimeter dimensions. *Phys. Lett. B* **441**, 96 (1998). [https://doi.org/10.1016/S0370-2693\(98\)01184-8](https://doi.org/10.1016/S0370-2693(98)01184-8). [arXiv:hep-th/9808138](https://arxiv.org/abs/hep-th/9808138)
- T. Banks, W. Fischler, A model for high-energy scattering in quantum gravity (1999). [arXiv:hep-th/9906038](https://arxiv.org/abs/hep-th/9906038)
- R. Emparan, G.T. Horowitz, R.C. Myers, Black holes radiate mainly on the brane. *Phys. Rev. Lett.* **85**, 499 (2000). <https://doi.org/10.1103/PhysRevLett.85.499>. [arXiv:hep-th/0003118](https://arxiv.org/abs/hep-th/0003118)
- S. Dimopoulos, G. Landsberg, Black Holes at the Large Hadron Collider. *Phys. Rev. Lett.* **87**, 161602 (2001). <https://doi.org/10.1103/PhysRevLett.87.161602>. [arXiv:hep-ph/0106295](https://arxiv.org/abs/hep-ph/0106295)
- S.B. Giddings, S. Thomas, High energy colliders as black hole factories: the end of short distance physics. *Phys. Rev. D* **65**, 056010 (2002). <https://doi.org/10.1103/PhysRevD.65.056010>. [arXiv:hep-ph/0106219](https://arxiv.org/abs/hep-ph/0106219)
- M. Chala, Constraining dark sectors with monojets and dijets. *JHEP* **07**, 089 (2015). [https://doi.org/10.1007/JHEP07\(2015\)089](https://doi.org/10.1007/JHEP07(2015)089). [arXiv:1503.05916](https://arxiv.org/abs/1503.05916)
- ATLAS Collaboration, Search for new phenomena in dijet events using 37 fb<sup>-1</sup> of pp collision data collected at  $\sqrt{s} = 13$  TeV with the ATLAS detector. *Phys. Rev. D* **96**, 052004 (2017). <https://doi.org/10.1103/PhysRevD.96.052004>. [arXiv:1703.09127](https://arxiv.org/abs/1703.09127)
- CMS Collaboration, Search for dijet resonances in proton-proton collisions at  $\sqrt{s} = 13$  TeV and constraints on dark matter and other models. *Phys. Lett. B* **769**, 520 (2016). <https://doi.org/10.1016/j.physletb.2017.02.012>. [arXiv:1611.03568](https://arxiv.org/abs/1611.03568)
- UA1 Collaboration, Angular distributions for high mass jet pairs and a limit on the energy scale of compositeness for quarks from the CERN  $p\bar{p}$  collider. *Phys. Lett. B* **177**, 244 (1986). [https://doi.org/10.1016/0370-2693\(86\)91065-8](https://doi.org/10.1016/0370-2693(86)91065-8)
- B.L. Combridge, C.J. Maxwell, Untangling large  $p_T$  hadronic reactions. *Nucl. Phys. B* **239**, 429 (1984). [https://doi.org/10.1016/0550-3213\(84\)90257-8](https://doi.org/10.1016/0550-3213(84)90257-8)
- ATLAS Collaboration, Search for quark contact interactions in dijet angular distributions in pp collisions at  $\sqrt{s} = 7$  TeV measured with the ATLAS detector. *Phys. Lett. B* **694**, 327 (2010). <https://doi.org/10.1016/j.physletb.2010.10.021>. [arXiv:1009.5069](https://arxiv.org/abs/1009.5069)
- ATLAS Collaboration, Search for new physics in dijet mass and angular distributions in pp collisions at  $\sqrt{s} = 7$  TeV measured with the ATLAS detector. *New J. Phys.* **13**, 053044 (2011). <https://doi.org/10.1088/1367-2630/13/5/053044>. [arXiv:1103.3864](https://arxiv.org/abs/1103.3864)
- ATLAS Collaboration, ATLAS search for new phenomena in dijet mass and angular distributions using pp collisions at  $\sqrt{s} = 7$  TeV. *JHEP* **01**, 029 (2013). [https://doi.org/10.1007/JHEP01\(2013\)029](https://doi.org/10.1007/JHEP01(2013)029). [arXiv:1210.1718](https://arxiv.org/abs/1210.1718)
- ATLAS Collaboration, Search for new phenomena in the dijet mass distribution using pp collision data at  $\sqrt{s} = 8$  TeV with the atlas detector. *Phys. Rev. D* **91**, 052027 (2015). <https://doi.org/10.1103/PhysRevD.91.052007>. [arXiv:1407.1376](https://arxiv.org/abs/1407.1376)
- ATLAS Collaboration, Search for new phenomena in dijet mass and angular distributions from pp collisions at  $\sqrt{s} = 13$  TeV with the ATLAS detector. *Phys. Lett. B* **754**, 302 (2016). <https://doi.org/10.1016/j.physletb.2016.01.032>. [arXiv:1512.01530](https://arxiv.org/abs/1512.01530)
- CMS Collaboration, Measurement of dijet angular distributions and search for quark compositeness in pp collisions at  $\sqrt{s} = 7$  TeV. *Phys. Rev. Lett.* **106**, 201804 (2011). <https://doi.org/10.1103/PhysRevLett.106.201804>. [arXiv:1102.2020](https://arxiv.org/abs/1102.2020)
- CMS Collaboration, Search for quark compositeness in dijet angular distributions from pp collisions at  $\sqrt{s} = 7$  TeV. *JHEP* **05**, 055 (2012). [https://doi.org/10.1007/JHEP05\(2012\)055](https://doi.org/10.1007/JHEP05(2012)055). [arXiv:1202.5535](https://arxiv.org/abs/1202.5535)
- CMS Collaboration, Search for quark contact interactions and extra spatial dimensions using dijet angular distributions in proton-proton collisions at  $\sqrt{s} = 8$  TeV. *Phys. Lett. B* **746**, 79 (2015). <https://doi.org/10.1016/j.physletb.2015.04.042>. [arXiv:1411.2646](https://arxiv.org/abs/1411.2646)
- CMS Collaboration, Search for new physics with dijet angular distributions in proton-proton collisions at  $\sqrt{s} = 13$  TeV. *JHEP* **07**, 013 (2017). [https://doi.org/10.1007/JHEP07\(2017\)013](https://doi.org/10.1007/JHEP07(2017)013). [arXiv:1703.09986](https://arxiv.org/abs/1703.09986)
- Y. Bai, P.J. Fox, R. Harnik, The Tevatron at the frontier of dark matter direct detection. *JHEP* **12**, 048 (2010). [https://doi.org/10.1007/JHEP12\(2010\)048](https://doi.org/10.1007/JHEP12(2010)048). [arXiv:1005.3797](https://arxiv.org/abs/1005.3797)
- I.M. Shoemaker, L. Vecchi, Unitarity and monojet bounds on models for DAMA, CoGeNT, and CRESST-II. *Phys. Rev. D* **86**, 015023 (2012). <https://doi.org/10.1103/PhysRevD.86.015023>. [arXiv:1112.5457](https://arxiv.org/abs/1112.5457)
- CMS Collaboration, Search for narrow and broad dijet resonances in proton-proton collisions at  $\sqrt{s} = 13$  TeV and constraints on dark matter mediators and other new particles. *JHEP* **08**, 130 (2018). [https://doi.org/10.1007/JHEP08\(2018\)130](https://doi.org/10.1007/JHEP08(2018)130). [arXiv:1806.00843](https://arxiv.org/abs/1806.00843)

33. ATLAS Collaboration, Search for new phenomena in final states with an energetic jet and large missing transverse momentum in pp collisions at  $\sqrt{s} = 13$  TeV using the ATLAS detector. *Phys. Rev. D* **94**, 032005 (2016). <https://doi.org/10.1103/PhysRevD.94.032005>. arXiv:1604.07773
34. CMS Collaboration, Search for dark matter produced with an energetic jet or a hadronically decaying W or Z boson at  $\sqrt{s} = 13$  TeV. *JHEP* **07**, 014 (2017). [https://doi.org/10.1007/JHEP07\(2017\)014](https://doi.org/10.1007/JHEP07(2017)014). arXiv:1703.01651
35. CMS Collaboration, Search for new physics in final states with an energetic jet or a hadronically decaying W or Z boson and transverse momentum imbalance at  $\sqrt{s} = 13$  TeV. *Phys. Rev. D* **97**, 092005 (2017). <https://doi.org/10.1103/PhysRevD.97.092005>. arXiv:1712.02345
36. CMS Collaboration, Search for contact interactions using the inclusive jet  $p_T$  spectrum in pp collisions at  $\sqrt{s} = 7$  TeV. *Phys. Rev. D* **87**, 052017 (2013). <https://doi.org/10.1103/PhysRevD.87.052017>. arXiv:1301.5023
37. S.W. Hawking, Particle creation by black holes. *Commun. Math. Phys.* **43**, 199 (1975). <https://doi.org/10.1007/BF02345020> [Erratum: <https://projecteuclid.org/euclid.cmp/1103899590>]
38. X. Calmet, W. Gong, S.D.H. Hsu, Colorful quantum black holes at the LHC. *Phys. Lett. B* **668**, 20 (2008). <https://doi.org/10.1016/j.physletb.2008.08.011>. arXiv:0806.4605
39. P. Meade, L. Randall, Black holes and quantum gravity at the LHC. *JHEP* **05**, 003 (2008). <https://doi.org/10.1088/1126-6708/2008/05/003>. arXiv:0708.3017
40. D.M. Gingrich, Quantum black holes with charge, colour, and spin at the LHC. *J. Phys. G* **37**, 105008 (2010). <https://doi.org/10.1088/0954-3899/37/10/105008>. arXiv:0912.0826
41. CMS Collaboration, The CMS trigger system. *JINST* **12**, P01020 (2017). <https://doi.org/10.1088/1748-0221/12/01/P01020>. arXiv:1609.02366
42. CMS Collaboration, The CMS experiment at the CERN LHC. *JINST* **3**, S08004 (2008). <https://doi.org/10.1088/1748-0221/3/08/S08004>
43. CMS Collaboration, Particle-flow reconstruction and global event description with the CMS detector. *JINST* **12**, P10003 (2017). <https://doi.org/10.1088/1748-0221/12/10/P10003>. arXiv:1706.04965
44. M. Cacciari, G.P. Salam, G. Soyez, The anti- $k_T$  jet clustering algorithm. *JHEP* **04**, 063 (2008). <https://doi.org/10.1088/1126-6708/2008/04/063>. arXiv:0802.1189
45. M. Cacciari, G.P. Salam, G. Soyez, FastJet user manual. *Eur. Phys. J. C* **72**, 1896 (2012). <https://doi.org/10.1140/epjc/s10052-012-1896-2>. arXiv:1111.6097
46. CMS Collaboration, Jet algorithms performance in 13 TeV data. CMS Physics Analysis Summary CMS-PAS-JME-16-003 (2017)
47. CMS Collaboration, Jet energy scale and resolution in the CMS experiment in pp collisions at 8 TeV. *JINST* **12**, P02014 (2017). <https://doi.org/10.1088/1748-0221/12/02/P02014>. arXiv:1607.03663
48. T. Sjöstrand, S. Mrenna, P. Skands, PYTHIA 6.4 physics and manual. *JHEP* **05**, 026 (2006). <https://doi.org/10.1088/1126-6708/2006/05/026>. arXiv:hep-ph/0603175
49. T. Sjöstrand, S. Mrenna, P. Skands, A brief introduction to PYTHIA 8.1. *Comput. Phys. Comm.* **178**, 852 (2008). <https://doi.org/10.1016/j.cpc.2008.01.036>. arXiv:0710.3820
50. CMS Collaboration, CMS luminosity measurements for the 2016 data taking period. CMS Physics Analysis Summary CMS-PAS-LUM-17-001 (2017)
51. M.J. Oreglia, A study of the reactions  $\psi' \rightarrow \gamma\gamma\psi$ , Ph.D. thesis. Stanford University, SLAC Report SLAC-R-236 (1980)
52. T. Auye, Unfolding algorithms and tests using RooUnfold. In: Proceedings, PHYSTAT 2011 Workshop on Statistical Issues Related to Discovery Claims in Search Experiments and Unfolding. CERN, Geneva, 17–20 Jan 2011, p. 313 (2011). <https://doi.org/10.5170/CERN-2011-006.313>. arXiv:1105.1160
53. G. D'Agostini, A multidimensional unfolding method based on Bayes' theorem. *Nucl. Instrum. Methods A* **362**, 487 (1995). [https://doi.org/10.1016/0168-9002\(95\)00274-X](https://doi.org/10.1016/0168-9002(95)00274-X)
54. Z. Nagy, Three-jet cross sections in hadron hadron collisions at next-to-leading order. *Phys. Rev. Lett.* **88**, 122003 (2002). <https://doi.org/10.1103/PhysRevLett.88.122003>. arXiv:hep-ph/01110315
55. T. Kluge, K. Rabbertz, M. Wobisch, FastNLO: Fast pQCD calculations for PDF fits. In: DIS 2006, 20–24 Apr 2006, Tsukuba, p. 483 (2006). arXiv:hep-ph/0609285
56. S. Dittmaier, A. Huss, C. Speckner, Weak radiative corrections to dijet production at hadron colliders. *JHEP* **11**, 095 (2012). [https://doi.org/10.1007/JHEP11\(2012\)095](https://doi.org/10.1007/JHEP11(2012)095). arXiv:1210.0438
57. S. Dulat et al., New parton distribution functions from a global analysis of quantum chromodynamics. *Phys. Rev. D* **93**, 033006 (2016). <https://doi.org/10.1103/PhysRevD.93.033006>. arXiv:1506.07443
58. J. Butterworth et al., PDF4LHC recommendations for LHC run II. *J. Phys. G* **43**, 023001 (2016). <https://doi.org/10.1088/0954-3899/43/2/023001>. arXiv:1510.03865
59. L.A. Harland-Lang, A.D. Martin, P. Motylinski, R.S. Thorne, Parton distributions in the LHC era: MMHT 2014 PDFs. *Eur. Phys. J. C* **75**, 204 (2015). <https://doi.org/10.1140/epjc/s10052-015-3397-6>. arXiv:1412.3989
60. NNPDF Collaboration, Parton distributions for the LHC run II. *JHEP* **04**, 040 (2015). [https://doi.org/10.1007/JHEP04\(2015\)040](https://doi.org/10.1007/JHEP04(2015)040). arXiv:1410.8849
61. J. Gao, P. Nadolsky, A meta-analysis of parton distribution functions. *JHEP* **07**, 035 (2014). [https://doi.org/10.1007/JHEP07\(2014\)035](https://doi.org/10.1007/JHEP07(2014)035). arXiv:1401.0013
62. S. Carrazza et al., An unbiased Hessian representation for Monte Carlo PDFs. *Eur. Phys. J. C* **75**, 369 (2015). <https://doi.org/10.1140/epjc/s10052-015-3590-7>. arXiv:1505.06736
63. P. Skands, S. Carrazza, J. Rojo, Tuning PYTHIA 8.1: the Monash tune. *Eur. Phys. J. C* **74**(2014), 3024 (2013). <https://doi.org/10.1140/epjc/s10052-014-3024-y>. arXiv:1404.5630
64. M. Bähr et al., Herwig++ physics and manual. *Eur. Phys. J. C* **58**, 639 (2008). <https://doi.org/10.1140/epjc/s10052-008-0798-9>. arXiv:0803.0883
65. M.H. Seymour, A. Siodmok, Constraining MPI models using  $\sigma_{\text{eff}}$  and recent Tevatron and LHC underlying event data. *JHEP* **10**, 113 (2013). [https://doi.org/10.1007/JHEP10\(2013\)113](https://doi.org/10.1007/JHEP10(2013)113). arXiv:1307.5015
66. M. Backovic, K. Kong, M. McCaskey, MadDM v.1.0: Computation of dark matter relic abundance using MadGraph5. *Phys. Dark Univ.* **5–6**, 18 (2014). <https://doi.org/10.1016/j.dark.2014.04.001>. arXiv:1308.4955
67. M. Backovic et al., Direct detection of dark matter with MadDM v.2.0. *Phys. Dark Univ.* **9–10**, 37 (2015). <https://doi.org/10.1016/j.dark.2015.09.001>. arXiv:1505.04190
68. J. Gao, Next-to-leading QCD effect to the quark compositeness search at the LHC. *Phys. Rev. Lett.* **106**, 142001 (2011). <https://doi.org/10.1103/PhysRevLett.106.142001>. arXiv:1101.4611
69. G.F. Giudice, R. Rattazzi, J.D. Wells, Quantum gravity and extra dimensions at high-energy colliders. *Nucl. Phys. B* **544**, 3 (1999). [https://doi.org/10.1016/S0550-3213\(99\)00044-9](https://doi.org/10.1016/S0550-3213(99)00044-9). arXiv:hep-ph/9811291
70. T. Han, J.D. Lykken, R.-J. Zhang, Kaluza–Klein states from large extra dimensions. *Phys. Rev. D* **59**, 105006 (1999). <https://doi.org/10.1103/PhysRevD.59.105006>. arXiv:hep-ph/9811350
71. K. Cheung, G. Landsberg, Drell–Yan and diphoton production at hadron colliders and low scale gravity model. *Phys. Rev. D* **62**, 076003 (2000). <https://doi.org/10.1103/PhysRevD.62.076003>. arXiv:hep-ph/9909218

72. L. Randall, R. Sundrum, Large mass hierarchy from a small extra dimension. *Phys. Rev. Lett.* **83**, 3370 (1999). <https://doi.org/10.1103/PhysRevLett.83.3370>. arXiv:hep-ph/9905221
73. L. Randall, R. Sundrum, An alternative to compactification. *Phys. Rev. Lett.* **83**, 4690 (1999). <https://doi.org/10.1103/PhysRevLett.83.4690>. arXiv:hep-th/9906064
74. D.M. Gingrich, Monte Carlo event generator for black hole production and decay in proton-proton collisions. *Comput. Phys. Commun.* **181**, 1917 (2010). <https://doi.org/10.1016/j.cpc.2010.07.027>. arXiv:0911.5370
75. CMS Collaboration, Jet energy scale and resolution performances with 13 TeV data. CMS Detector Performance Summary CERN-DP-2016-020 (2016)
76. CMS Collaboration, Determination of jet energy calibration and transverse momentum resolution in CMS. *JINST* **6**, P11002 (2011). <https://doi.org/10.1088/1748-0221/6/11/P11002>. arXiv:1107.4277
77. GEANT4 Collaboration, GEANT4—a simulation toolkit. *Nucl. Instrum. Methods A* **506**, 250 (2003). [https://doi.org/10.1016/S0168-9002\(03\)01368-8](https://doi.org/10.1016/S0168-9002(03)01368-8)
78. J. Alwall, The automated computation of tree-level and next-to-leading order differential cross sections, and their matching to parton shower simulations. *JHEP* **07**, 079 (2014). [https://doi.org/10.1007/JHEP07\(2014\)079](https://doi.org/10.1007/JHEP07(2014)079). arXiv:1405.0301
79. ATLAS Collaboration, Measurement of the inelastic proton-proton cross section at  $\sqrt{s} = 13$  TeV with the ATLAS detector at the LHC. *Phys. Rev. Lett.* **117**, 182002 (2016). <https://doi.org/10.1103/PhysRevLett.117.182002>. arXiv:1606.02625
80. M. Cacciari et al., The  $t\bar{t}$  cross-section at 1.8 TeV and 1.96 TeV: a study of the systematics due to parton densities and scale dependence. *JHEP* **04**, 068 (2004). <https://doi.org/10.1088/1126-6708/2004/04/068>. arXiv:hep-ph/0303085
81. A. Banfi, G.P. Salam, G. Zanderighi, Phenomenology of event shapes at hadron colliders. *JHEP* **06**, 038 (2010). [https://doi.org/10.1007/JHEP06\(2010\)038](https://doi.org/10.1007/JHEP06(2010)038). arXiv:1001.4082
82. P. Nadolsky et al., Implications of CTEQ global analysis for collider observables. *Phys. Rev. D* **78**, 013004 (2008). <https://doi.org/10.1103/PhysRevD.78.013004>. arXiv:0802.0007
83. G. Cowan, K. Cranmer, E. Gross, O. Vitells, Asymptotic formulae for likelihood-based tests of new physics. *Eur. Phys. J. C* **71**, 1554 (2011). <https://doi.org/10.1140/epjc/s10052-011-1554-0>. arXiv:1007.1727 (Erratum: <https://doi.org/10.1140/epjc/s10052-013-2501-z>)
84. T. Junk, Confidence level computation for combining searches with small statistics. *Nucl. Instrum. Methods A* **434**, 435 (1999). [https://doi.org/10.1016/S0168-9002\(99\)00498-2](https://doi.org/10.1016/S0168-9002(99)00498-2). arXiv:hep-ex/9902006
85. A.L. Read, Presentation of search results: the CL<sub>s</sub> technique. *J. Phys. G* **28**, 2693 (2002). <https://doi.org/10.1088/0954-3899/28/10/313>
86. ATLAS and CMS Collaborations, and the LHC Higgs Combination Group, Procedure for the LHC Higgs boson search combination in Summer 2011. Technical Report CMS-NOTE-2011-005, ATL-PHYS-PUB-2011-11 (2011)
87. Planck Collaboration, Planck 2015 results. XIII. Cosmological parameters. *Astron. Astrophys.* **594**, A13 (2016). <https://doi.org/10.1051/0004-6361/201525830>. arXiv:1502.01589

## CMS Collaboration

### Yerevan Physics Institute, Yerevan, Armenia

A. M. Sirunyan, A. Tumasyan

### Institut für Hochenergiephysik, Vienna, Austria

W. Adam, F. Ambroggi, E. Asilar, T. Bergauer, J. Brandstetter, E. Brondolin, M. Dragicevic, J. Erö, A. Escalante Del Valle, M. Flechl, M. Friedl, R. Frühwirth<sup>1</sup>, V. M. Ghete, J. Grossmann, J. Hrubec, M. Jeitler<sup>1</sup>, A. König, N. Krammer, I. Krätschmer, D. Liko, T. Madlener, I. Mikulec, E. Pree, N. Rad, H. Rohringer, J. Schieck<sup>1</sup>, R. Schöfbeck, M. Spanring, D. Spitzbart, A. Taurok, W. Waltenberger, J. Wittmann, C.-E. Wulz<sup>1</sup>, M. Zarucki

### Institute for Nuclear Problems, Minsk, Belarus

V. Chekhovsky, V. Mossolov, J. Suarez Gonzalez

### Universiteit Antwerpen, Antwerp, Belgium

E. A. De Wolf, D. Di Croce, X. Janssen, J. Lauwers, M. Pieters, M. Van De Klundert, H. Van Havermaet, P. Van Mechelen, N. Van Remortel

### Vrije Universiteit Brussel, Brussels, Belgium

S. Abu Zeid, F. Blekman, J. D'Hondt, I. De Bruyn, J. De Clercq, K. Deroover, G. Flouris, D. Lontkovskyi, S. Lowette, I. Marchesini, S. Moortgat, L. Moreels, Q. Python, K. Skovpen, S. Tavernier, W. Van Doninck, P. Van Mulders, I. Van Parijs

### Université Libre de Bruxelles, Brussels, Belgium

D. Beghin, B. Bilin, H. Brun, B. Clerbaux, G. De Lentdecker, H. Delannoy, B. Dorney, G. Fasanella, L. Favart, R. Goldouzian, A. Grebenyuk, A. K. Kalsi, T. Lenzi, J. Luetic, T. Seva, E. Starling, C. Vander Velde, P. Vanlaer, D. Vannerom, R. Yonamine

### Ghent University, Ghent, Belgium

T. Cornelis, D. Dobur, A. Fagot, M. Gul, I. Khvastunov<sup>2</sup>, D. Poyraz, C. Roskas, D. Trocino, M. Tytgat, W. Verbeke, B. Vermassen, M. Vit, N. Zaganidis

**Université Catholique de Louvain, Louvain-la-Neuve, Belgium**

H. Bakhshiansohi, O. Bondu, S. Brochet, G. Bruno, C. Caputo, A. Caudron, P. David, S. De Visscher, C. Delaere, M. Delcourt, B. Francois, A. Giammanco, G. Krintiras, V. Lemaitre, A. Magitteri, A. Mertens, M. Musich, K. Piotrkowski, L. Quertenmont, A. Saggio, M. Vidal Marono, S. Wertz, J. Zobec

**Centro Brasileiro de Pesquisas Fisicas, Rio de Janeiro, Brazil**

W. L. Aldá Júnior, F. L. Alves, G. A. Alves, L. Brito, G. Correia Silva, C. Hensel, A. Moraes, M. E. Pol, P. Rebello Teles

**Universidade do Estado do Rio de Janeiro, Rio de Janeiro, Brazil**

E. Belchior Batista Das Chagas, W. Carvalho, J. Chinellato<sup>3</sup>, E. Coelho, E. M. Da Costa, G. G. Da Silveira<sup>4</sup>, D. De Jesus Damiao, S. Fonseca De Souza, H. Malbouisson, M. Medina Jaime<sup>5</sup>, M. Melo De Almeida, C. Mora Herrera, L. Mundim, H. Nogima, L. J. Sanchez Rosas, A. Santoro, A. Sznajder, M. Thiel, E. J. Tonelli Manganote<sup>3</sup>, F. Torres Da Silva De Araujo, A. Vilela Pereira

**Universidade Estadual Paulista<sup>a</sup>, Universidade Federal do ABC<sup>b</sup>, São Paulo, Brazil**

S. Ahuja<sup>a</sup>, C. A. Bernardes<sup>a</sup>, A. Calligaris<sup>a</sup>, T. R. Fernandez Perez Tomei<sup>a</sup>, E. M. Gregores<sup>b</sup>, P. G. Mercadante<sup>b</sup>, S. F. Novaes<sup>a</sup>, Sandra S. Padula<sup>a</sup>, D. Romero Abad<sup>b</sup>, J. C. Ruiz Vargas<sup>a</sup>

**Institute for Nuclear Research and Nuclear Energy, Bulgarian Academy of Sciences, Sofia, Bulgaria**

A. Aleksandrov, R. Hadjiiska, P. Iaydjiev, A. Marinov, M. Misheva, M. Rodozov, M. Shopova, G. Sultanov

**University of Sofia, Sofia, Bulgaria**

A. Dimitrov, L. Litov, B. Pavlov, P. Petkov

**Beihang University, Beijing, China**

W. Fang<sup>6</sup>, X. Gao<sup>6</sup>, L. Yuan

**Institute of High Energy Physics, Beijing, China**

M. Ahmad, J. G. Bian, G. M. Chen, H. S. Chen, M. Chen, Y. Chen, C. H. Jiang, D. Leggat, H. Liao, Z. Liu, F. Romeo, S. M. Shaheen, A. Spiezia, J. Tao, C. Wang, Z. Wang, E. Yazgan, H. Zhang, J. Zhao

**State Key Laboratory of Nuclear Physics and Technology, Peking University, Beijing, China**

Y. Ban, G. Chen, J. Li, Q. Li, S. Liu, Y. Mao, S. J. Qian, D. Wang, Z. Xu

**Tsinghua University, Beijing, China**

Y. Wang

**Universidad de Los Andes, Bogotá, Colombia**

C. Avila, A. Cabrera, C. A. Carrillo Montoya, L. F. Chaparro Sierra, C. Florez, C. F. González Hernández, M. A. Segura Delgado

**University of Split, Faculty of Electrical Engineering, Mechanical Engineering and Naval Architecture, Split, Croatia**

B. Courbon, N. Godinovic, D. Lelas, I. Puljak, P. M. Ribeiro Cipriano, T. Sculac

**University of Split, Faculty of Science, Split, Croatia**

Z. Antunovic, M. Kovac

**Institute Rudjer Boskovic, Zagreb, Croatia**

V. Brigljevic, D. Ferencek, K. Kadija, B. Mesic, A. Starodumov<sup>7</sup>, T. Susa

**University of Cyprus, Nicosia, Cyprus**

M. W. Ather, A. Attikis, G. Mavromanolakis, J. Mousa, C. Nicolaou, F. Ptochos, P. A. Razis, H. Rykaczewski

**Charles University, Prague, Czech Republic**

M. Finger<sup>8</sup>, M. Finger Jr.<sup>8</sup>

**Universidad San Francisco de Quito, Quito, Ecuador**

E. Carrera Jarrin

**Academy of Scientific Research and Technology of the Arab Republic of Egypt, Egyptian Network of High Energy Physics, Cairo, Egypt**Y. Assran<sup>9,10</sup>, S. Elgammal<sup>10</sup>, S. Khalil<sup>11</sup>**National Institute of Chemical Physics and Biophysics, Tallinn, Estonia**

S. Bhowmik, R. K. Dewanjee, M. Kadastik, L. Perrini, M. Raidal, C. Veelken

**Department of Physics, University of Helsinki, Helsinki, Finland**

P. Eerola, H. Kirschenmann, J. Pekkanen, M. Voutilainen

**Helsinki Institute of Physics, Helsinki, Finland**

J. Havukainen, J. K. Heikkilä, T. Järvinen, V. Karimäki, R. Kinnunen, T. Lampén, K. Lassila-Perini, S. Laurila, S. Lehti, T. Lindén, P. Luukka, T. Mäenpää, H. Siikonen, E. Tuominen, J. Tuominiemi

**Lappeenranta University of Technology, Lappeenranta, Finland**

T. Tuuva

**IRFU, CEA, Université Paris-Saclay, Gif-sur-Yvette, France**

M. Besancon, F. Couderc, M. Dejaridin, D. Denegri, J. L. Faure, F. Ferri, S. Ganjour, S. Ghosh, A. Givernaud, P. Gras, G. Hamel de Monchenault, P. Jarry, C. Leloup, E. Locci, M. Machet, J. Malcles, G. Negro, J. Rander, A. Rosowsky, M. Ö. Sahin, M. Titov

**Laboratoire Leprince-Ringuet, Ecole polytechnique, CNRS/IN2P3, Université Paris-Saclay, Palaiseau, France**A. Abdulsalam<sup>12</sup>, C. Amendola, I. Antropov, S. Baffioni, F. Beaudette, P. Busson, L. Cadamuro, C. Charlot, R. Granier de Cassagnac, M. Jo, I. Kucher, S. Lisniak, A. Lobanov, J. Martin Blanco, M. Nguyen, C. Ochando, G. Ortona, P. Paganini, P. Pigard, R. Salerno, J. B. Sauvan, Y. Sirois, A. G. Stahl Leiton, Y. Yilmaz, A. Zabi, A. Zghiche**Université de Strasbourg, CNRS, IPHC UMR 7178, 67000 Strasbourg, France**J.-L. Agram<sup>13</sup>, J. Andrea, D. Bloch, J.-M. Brom, E. C. Chabert, C. Collard, E. Conte<sup>13</sup>, X. Coubez, F. Drouhin<sup>13</sup>, J.-C. Fontaine<sup>13</sup>, D. Gelé, U. Goerlach, M. Jansová, P. Juillot, A.-C. Le Bihan, N. Tonon, P. Van Hove**Centre de Calcul de l'Institut National de Physique Nucleaire et de Physique des Particules, CNRS/IN2P3, Villeurbanne, France**

S. Gadrat

**Université de Lyon, Université Claude Bernard Lyon 1, CNRS-IN2P3, Institut de Physique Nucléaire de Lyon, Villeurbanne, France**S. Beauceron, C. Bernet, G. Boudoul, N. Chanon, R. Chierici, D. Contardo, P. Depasse, H. El Mamouni, J. Fay, L. Finco, S. Gascon, M. Gouzevitch, G. Grenier, B. Ille, F. Lagarde, I. B. Laktineh, H. Lattaud, M. Lethuillier, L. Mirabito, A. L. Pequegnot, S. Perries, A. Popov<sup>14</sup>, V. Sordini, M. Vander Donckt, S. Viret, S. Zhang**Georgian Technical University, Tbilisi, Georgia**T. Toriashvili<sup>15</sup>**Tbilisi State University, Tbilisi, Georgia**Z. Tsamalaidze<sup>8</sup>**RWTH Aachen University, I. Physikalisches Institut, Aachen, Germany**C. Autermann, L. Feld, M. K. Kiesel, K. Klein, M. Lipinski, M. Preuten, M. P. Rauch, C. Schomakers, J. Schulz, M. Teroerde, B. Wittmer, V. Zhukov<sup>14</sup>**RWTH Aachen University, III. Physikalisches Institut A, Aachen, Germany**

A. Albert, D. Duchardt, M. Endres, M. Erdmann, S. Erdweg, T. Esch, R. Fischer, A. Güth, T. Hebbeker, C. Heidemann, K. Hoepfner, S. Knutzen, M. Merschmeyer, A. Meyer, P. Millet, S. Mukherjee, T. Pook, M. Radziej, H. Reithler, M. Rieger, F. Scheuch, D. Teyssier, S. Thier

**RWTH Aachen University, III. Physikalisches Institut B, Aachen, Germany**G. Flügge, B. Kargoll, T. Kress, A. Künsken, T. Müller, A. Nehr Korn, A. Nowack, C. Pistone, O. Pooth, A. Stahl<sup>16</sup>

**Deutsches Elektronen-Synchrotron, Hamburg, Germany**

M. Aldaya Martin, T. Arndt, C. Asawatangtrakuldee, K. Beernaert, O. Behnke, U. Behrens, A. Bermúdez Martínez, A. A. Bin Anuar, K. Borras<sup>17</sup>, V. Botta, A. Campbell, P. Connor, C. Contreras-Campana, F. Costanza, V. Danilov, A. De Wit, C. Diez Pardos, D. Domínguez Damiani, G. Eckerlin, D. Eckstein, T. Eichhorn, A. Elwood, E. Eren, E. Gallo<sup>18</sup>, J. Garay Garcia, A. Geiser, J. M. Grados Luyando, A. Grohsjean, P. Gunnellini, M. Guthoff, A. Harb, J. Hauk, M. Hempel<sup>19</sup>, H. Jung, M. Kasemann, J. Keaveney, C. Kleinwort, J. Knolle, I. Korol, D. Krücker, W. Lange, A. Lelek, T. Lenz, K. Lipka, W. Lohmann<sup>19</sup>, R. Mankel, I.-A. Melzer-Pellmann, A. B. Meyer, M. Meyer, M. Missiroli, G. Mittag, J. Mnich, A. Mussgiller, D. Pitzl, A. Raspereza, M. Savitskyi, P. Saxena, R. Shevchenko, N. Stefaniuk, H. Tholen, G. P. Van Onsem, R. Walsh, Y. Wen, K. Wichmann, C. Wissing, O. Zenaiev

**University of Hamburg, Hamburg, Germany**

R. Aggleton, S. Bein, V. Blobel, M. Centis Vignali, T. Dreyer, E. Garutti, D. Gonzalez, J. Haller, A. Hinzmann, M. Hoffmann, A. Karavdina, G. Kasieczka, R. Klanner, R. Kogler, N. Kovalchuk, S. Kurz, V. Kutzner, J. Lange, D. Marconi, J. Multhaupt, M. Niedziela, D. Nowatschin, T. Peiffer, A. Perieanu, A. Reimers, C. Scharf, P. Schleper, A. Schmidt, S. Schumann, J. Schwandt, J. Sonneveld, H. Stadie, G. Steinbrück, F. M. Stober, M. Stöver, D. Troendle, E. Usai, A. Vanhoefer, B. Vormwald

**Institut für Experimentelle Teilchenphysik, Karlsruhe, Germany**

M. Akbiyik, C. Barth, M. Baselga, S. Baur, E. Butz, R. Caspart, T. Chwalek, F. Colombo, W. De Boer, A. Dierlamm, N. Faltermann, B. Freund, R. Friese, M. Giffels, M. A. Harrendorf, F. Hartmann<sup>16</sup>, S. M. Heindl, U. Husemann, F. Kassel<sup>16</sup>, S. Kudella, H. Mildner, M. U. Mozer, Th. Müller, M. Plagge, G. Quast, K. Rabbertz, M. Schröder, I. Shvetsov, G. Sieber, H. J. Simonis, R. Ulrich, S. Wayand, M. Weber, T. Weiler, S. Williamson, C. Wöhrmann, R. Wolf

**Institute of Nuclear and Particle Physics (INPP), NCSR Demokritos, Agia Paraskevi, Greece**

G. Anagnostou, G. Daskalakis, T. Gerasis, A. Kyriakis, D. Loukas, I. Topsis-Giotis

**National and Kapodistrian University of Athens, Athens, Greece**

G. Karathanasis, S. Kesiosoglou, A. Panagiotou, N. Saoulidou, E. Tziaferi

**National Technical University of Athens, Athens, Greece**

K. Kousouris, I. Papakrivopoulos

**University of Ioánnina, Ioannina, Greece**

I. Evangelou, C. Foudas, P. Giannios, P. Katsoulis, P. Kokkas, S. Mallios, N. Manthos, I. Papadopoulos, E. Paradas, J. Strologas, F. A. Triantis, D. Tsissonis

**MTA-ELTE Lendület CMS Particle and Nuclear Physics Group, Eötvös Loránd University, Budapest, Hungary**

M. Csanad, N. Filipovic, G. Pasztor, O. Surányi, G. I. Veres<sup>20</sup>

**Wigner Research Centre for Physics, Budapest, Hungary**

G. Bencze, C. Hajdu, D. Horvath<sup>21</sup>, Á. Hunyadi, F. Sikler, T. Á. Vámi, V. Veszpremi, G. Vesztergombi<sup>20</sup>

**Institute of Nuclear Research ATOMKI, Debrecen, Hungary**

N. Beni, S. Czellar, J. Karancsi<sup>22</sup>, A. Makovec, J. Molnar, Z. Szillasi

**Institute of Physics, University of Debrecen, Debrecen, Hungary**

M. Bartók<sup>20</sup>, P. Raics, Z. L. Trocsanyi, B. Ujvari

**Indian Institute of Science (IISc), Bangalore, India**

S. Choudhury, J. R. Komaragiri

**National Institute of Science Education and Research, Bhubaneswar, India**

S. Bahinipati<sup>23</sup>, P. Mal, K. Mandal, A. Nayak<sup>24</sup>, D. K. Sahoo<sup>23</sup>, S. K. Swain

**Panjab University, Chandigarh, India**

S. Bansal, S. B. Beri, V. Bhatnagar, S. Chauhan, R. Chawla, N. Dhingra, R. Gupta, A. Kaur, M. Kaur, S. Kaur, R. Kumar, P. Kumari, M. Lohan, A. Mehta, S. Sharma, J. B. Singh, G. Walia

**University of Delhi, Delhi, India**

A. Bhardwaj, B. C. Choudhary, R. B. Garg, S. Keshri, A. Kumar, Ashok Kumar, S. Malhotra, M. Naimuddin, K. Ranjan, Aashaq Shah, R. Sharma



**Saha Institute of Nuclear Physics, HBNI, Kolkata, India**

R. Bhardwaj<sup>25</sup>, R. Bhattacharya, S. Bhattacharya, U. Bhawandeep<sup>25</sup>, D. Bhowmik, S. Dey, S. Dutt<sup>25</sup>, S. Dutta, S. Ghosh, N. Majumdar, K. Mondal, S. Mukhopadhyay, S. Nandan, A. Purohit, P. K. Rout, A. Roy, S. Roy Chowdhury, S. Sarkar, M. Sharan, B. Singh, S. Thakur<sup>25</sup>

**Indian Institute of Technology Madras, Madras, India**

P. K. Behera

**Bhabha Atomic Research Centre, Mumbai, India**

R. Chudasama, D. Dutta, V. Jha, V. Kumar, A. K. Mohanty<sup>16</sup>, P. K. Netrakanti, L. M. Pant, P. Shukla, A. Topkar

**Tata Institute of Fundamental Research-A, Mumbai, India**

T. Aziz, S. Dugad, B. Mahakud, S. Mitra, G. B. Mohanty, N. Sur, B. Sutar

**Tata Institute of Fundamental Research-B, Mumbai, India**

S. Banerjee, S. Bhattacharya, S. Chatterjee, P. Das, M. Guchait, Sa. Jain, S. Kumar, M. Maity<sup>26</sup>, G. Majumder, K. Mazumdar, N. Sahoo, T. Sarkar<sup>26</sup>, N. Wickramage<sup>27</sup>

**Indian Institute of Science Education and Research (IISER), Pune, India**

S. Chauhan, S. Dube, V. Hegde, A. Kapoor, K. Kothekar, S. Pandey, A. Rane, S. Sharma

**Institute for Research in Fundamental Sciences (IPM), Tehran, Iran**

S. Chenarani<sup>28</sup>, E. Eskandari Tadavani, S. M. Etesami<sup>28</sup>, M. Khakzad, M. Mohammadi Najafabadi, M. Naseri, S. Paktinat Mehdiabadi<sup>29</sup>, F. Rezaei Hosseinabadi, B. Safarzadeh<sup>30</sup>, M. Zeinali

**University College Dublin, Dublin, Ireland**

M. Felcini, M. Grunewald

**INFN Sezione di Bari<sup>a</sup>, Università di Bari<sup>b</sup>, Politecnico di Bari<sup>c</sup>, Bari, Italy**

M. Abbrescia<sup>a,b</sup>, C. Calabria<sup>a,b</sup>, A. Colaleo<sup>a</sup>, D. Creanza<sup>a,c</sup>, L. Cristella<sup>a,b</sup>, N. De Filippis<sup>a,c</sup>, M. De Palma<sup>a,b</sup>, A. Di Florio<sup>a,b</sup>, F. Errico<sup>a,b</sup>, L. Fiore<sup>a</sup>, A. Gelmi<sup>a,b</sup>, G. Iaselli<sup>a,c</sup>, S. Lezki<sup>a,b</sup>, G. Maggi<sup>a,c</sup>, M. Maggi<sup>a</sup>, B. Marangelli<sup>a,b</sup>, G. Miniello<sup>a,b</sup>, S. My<sup>a,b</sup>, S. Nuzzo<sup>a,b</sup>, A. Pompili<sup>a,b</sup>, G. Pugliese<sup>a,c</sup>, R. Radogna<sup>a</sup>, A. Ranieri<sup>a</sup>, G. Selvaggi<sup>a,b</sup>, A. Sharma<sup>a</sup>, L. Silvestris<sup>a,16</sup>, R. Venditti<sup>a</sup>, P. Verwilligen<sup>a</sup>, G. Zito<sup>a</sup>

**INFN Sezione di Bologna<sup>a</sup>, Università di Bologna<sup>b</sup>, Bologna, Italy**

G. Abbiendi<sup>a</sup>, C. Battilana<sup>a,b</sup>, D. Bonacorsi<sup>a,b</sup>, L. Borgonovi<sup>a,b</sup>, S. Braibant-Giacomelli<sup>a,b</sup>, L. Brigliadori<sup>a,b</sup>, R. Campanini<sup>a,b</sup>, P. Capiluppi<sup>a,b</sup>, A. Castro<sup>a,b</sup>, F. R. Cavallo<sup>a</sup>, S. S. Chhibra<sup>a,b</sup>, G. Codispoti<sup>a,b</sup>, M. Cuffiani<sup>a,b</sup>, G. M. Dallavalle<sup>a</sup>, F. Fabbri<sup>a</sup>, A. Fanfani<sup>a,b</sup>, D. Fasanella<sup>a,b</sup>, P. Giacomelli<sup>a</sup>, C. Grandi<sup>a</sup>, L. Guiducci<sup>a,b</sup>, S. Marcellini<sup>a</sup>, G. Masetti<sup>a</sup>, A. Montanari<sup>a</sup>, F. L. Navarria<sup>a,b</sup>, A. Perrotta<sup>a</sup>, A. M. Rossi<sup>a,b</sup>, T. Rovelli<sup>a,b</sup>, G. P. Siroli<sup>a,b</sup>, N. Tosi<sup>a</sup>

**INFN Sezione di Catania<sup>a</sup>, Università di Catania<sup>b</sup>, Catania, Italy**

S. Albergo<sup>a,b</sup>, S. Costa<sup>a,b</sup>, A. Di Mattia<sup>a</sup>, F. Giordano<sup>a,b</sup>, R. Potenza<sup>a,b</sup>, A. Tricomi<sup>a,b</sup>, C. Tuve<sup>a,b</sup>

**INFN Sezione di Firenze<sup>a</sup>, Università di Firenze<sup>b</sup>, Florence, Italy**

G. Barbagli<sup>a</sup>, K. Chatterjee<sup>a,b</sup>, V. Ciulli<sup>a,b</sup>, C. Civinini<sup>a</sup>, R. D'Alessandro<sup>a,b</sup>, E. Focardi<sup>a,b</sup>, G. Latino, P. Lenzi<sup>a,b</sup>, M. Meschini<sup>a</sup>, S. Paoletti<sup>a</sup>, L. Russo<sup>a,31</sup>, G. Sguazzoni<sup>a</sup>, D. Strom<sup>a</sup>, L. Viliani<sup>a</sup>

**INFN Laboratori Nazionali di Frascati, Frascati, Italy**

L. Benussi, S. Bianco, F. Fabbri, D. Piccolo, F. Primavera<sup>16</sup>

**INFN Sezione di Genova<sup>a</sup>, Università di Genova<sup>b</sup>, Genoa, Italy**

V. Calvelli<sup>a,b</sup>, F. Ferro<sup>a</sup>, F. Ravera<sup>a,b</sup>, E. Robutti<sup>a</sup>, S. Tosi<sup>a,b</sup>

**INFN Sezione di Milano-Bicocca<sup>a</sup>, Università di Milano-Bicocca<sup>b</sup>, Milan, Italy**

A. Benaglia<sup>a</sup>, A. Beschi<sup>b</sup>, L. Brianza<sup>a,b</sup>, F. Brivio<sup>a,b</sup>, V. Ciriolo<sup>a,b,16</sup>, M. E. Dinardo<sup>a,b</sup>, S. Fiorendi<sup>a,b</sup>, S. Gennai<sup>a</sup>, A. Ghezzi<sup>a,b</sup>, P. Govoni<sup>a,b</sup>, M. Malberti<sup>a,b</sup>, S. Malvezzi<sup>a</sup>, R. A. Manzoni<sup>a,b</sup>, D. Menasce<sup>a</sup>, L. Moroni<sup>a</sup>, M. Paganoni<sup>a,b</sup>, K. Pauwels<sup>a,b</sup>, D. Pedrini<sup>a</sup>, S. Pigazzini<sup>a,b,32</sup>, S. Ragazzi<sup>a,b</sup>, T. Tabarelli de Fatis<sup>a,b</sup>

**INFN Sezione di Napoli<sup>a</sup>, Università di Napoli 'Federico II'<sup>b</sup>, Napoli, Italy, Università della Basilicata<sup>c</sup>, Potenza, Italy, Università G. Marconi<sup>d</sup>, Rome, Italy**

S. Buontempo<sup>a</sup>, N. Cavallo<sup>a,c</sup>, S. Di Guida<sup>a,d,16</sup>, F. Fabozzi<sup>a,c</sup>, F. Fienga<sup>a,b</sup>, G. Galati<sup>a,b</sup>, A. O. M. Iorio<sup>a,b</sup>, W. A. Khan<sup>a</sup>, L. Lista<sup>a</sup>, S. Meola<sup>a,d,16</sup>, P. Paolucci<sup>a,16</sup>, C. Sciacca<sup>a,b</sup>, F. Thyssen<sup>a</sup>, E. Voevodina<sup>a,b</sup>

**INFN Sezione di Padova<sup>a</sup>, Università di Padova<sup>b</sup>, Padova, Italy, Università di Trento<sup>c</sup>, Trento, Italy**

P. Azzi<sup>a</sup>, N. Bacchetta<sup>a</sup>, L. Benato<sup>a,b</sup>, D. Bisello<sup>a,b</sup>, A. Boletti<sup>a,b</sup>, R. Carlin<sup>a,b</sup>, A. Carvalho Antunes De Oliveira<sup>a,b</sup>, P. Checchia<sup>a</sup>, P. De Castro Manzano<sup>a</sup>, T. Dorigo<sup>a</sup>, U. Dosselli<sup>a</sup>, F. Gasparini<sup>a,b</sup>, U. Gasparini<sup>a,b</sup>, A. Gozzelino<sup>a</sup>, S. Lacaprarà<sup>a</sup>, M. Margoni<sup>a,b</sup>, A. T. Meneguzzo<sup>a,b</sup>, N. Pozzobon<sup>a,b</sup>, P. Ronchese<sup>a,b</sup>, R. Rossin<sup>a,b</sup>, F. Simonetto<sup>a,b</sup>, A. Tiko, E. Torassa<sup>a</sup>, M. Zanetti<sup>a,b</sup>, P. Zotto<sup>a,b</sup>, G. Zumerle<sup>a,b</sup>

**INFN Sezione di Pavia<sup>a</sup>, Università di Pavia<sup>b</sup>, Pavia, Italy**

A. Braghieri<sup>a</sup>, A. Magnani<sup>a</sup>, P. Montagna<sup>a,b</sup>, S. P. Ratti<sup>a,b</sup>, V. Re<sup>a</sup>, M. Ressegotti<sup>a,b</sup>, C. Riccardi<sup>a,b</sup>, P. Salvini<sup>a</sup>, I. Vai<sup>a,b</sup>, P. Vitulo<sup>a,b</sup>

**INFN Sezione di Perugia<sup>a</sup>, Università di Perugia<sup>b</sup>, Perugia, Italy**

L. Alunni Solestizi<sup>a,b</sup>, M. Biasini<sup>a,b</sup>, G. M. Bilei<sup>a</sup>, C. Cecchi<sup>a,b</sup>, D. Ciangottini<sup>a,b</sup>, L. Fanò<sup>a,b</sup>, P. Lariccia<sup>a,b</sup>, R. Leonardi<sup>a,b</sup>, E. Manoni<sup>a</sup>, G. Mantovani<sup>a,b</sup>, V. Mariani<sup>a,b</sup>, M. Menichelli<sup>a</sup>, A. Rossi<sup>a,b</sup>, A. Santocchia<sup>a,b</sup>, D. Spiga<sup>a</sup>

**INFN Sezione di Pisa<sup>a</sup>, Università di Pisa<sup>b</sup>, Scuola Normale Superiore di Pisa<sup>c</sup>, Pisa, Italy**

K. Androsov<sup>a</sup>, P. Azzurri<sup>a,16</sup>, G. Bagliesi<sup>a</sup>, L. Bianchini<sup>a</sup>, T. Boccali<sup>a</sup>, L. Borrello, R. Castaldi<sup>a</sup>, M. A. Ciocci<sup>a,b</sup>, R. Dell'Orso<sup>a</sup>, G. Fedi<sup>a</sup>, L. Giannini<sup>a,c</sup>, A. Giassi<sup>a</sup>, M. T. Grippo<sup>a,31</sup>, F. Ligabue<sup>a,c</sup>, T. Lomtadze<sup>a</sup>, E. Manca<sup>a,c</sup>, G. Mandorli<sup>a,c</sup>, A. Messineo<sup>a,b</sup>, F. Palla<sup>a</sup>, A. Rizzi<sup>a,b</sup>, P. Spagnolo<sup>a</sup>, R. Tenchini<sup>a</sup>, G. Tonelli<sup>a,b</sup>, A. Venturi<sup>a</sup>, P. G. Verdini<sup>a</sup>

**INFN Sezione di Roma<sup>a</sup>, Sapienza Università di Roma<sup>b</sup>, Rome, Italy**

L. Barone<sup>a,b</sup>, F. Cavallari<sup>a</sup>, M. Cipriani<sup>a,b</sup>, N. Daci<sup>a</sup>, D. Del Re<sup>a,b</sup>, E. Di Marco<sup>a,b</sup>, M. Diemoz<sup>a</sup>, S. Gelli<sup>a,b</sup>, E. Longo<sup>a,b</sup>, B. Marzocchi<sup>a,b</sup>, P. Meridiani<sup>a</sup>, G. Organtini<sup>a,b</sup>, F. Pandolfi<sup>a</sup>, R. Paramatti<sup>a,b</sup>, F. Preiato<sup>a,b</sup>, S. Rahatlou<sup>a,b</sup>, C. Rovelli<sup>a</sup>, F. Santanastasio<sup>a,b</sup>

**INFN Sezione di Torino<sup>a</sup>, Università di Torino<sup>b</sup>, Torino, Italy, Università del Piemonte Orientale<sup>c</sup>, Novara, Italy**

N. Amapane<sup>a,b</sup>, R. Arcidiacono<sup>a,c</sup>, S. Argiro<sup>a,b</sup>, M. Arneodo<sup>a,c</sup>, N. Bartosik<sup>a</sup>, R. Bellan<sup>a,b</sup>, C. Biino<sup>a</sup>, N. Cartiglia<sup>a</sup>, R. Castello<sup>a,b</sup>, F. Cenna<sup>a,b</sup>, M. Costa<sup>a,b</sup>, R. Covarelli<sup>a,b</sup>, A. Degano<sup>a,b</sup>, N. Demaria<sup>a</sup>, B. Kiani<sup>a,b</sup>, C. Mariotti<sup>a</sup>, S. Maselli<sup>a</sup>, E. Migliore<sup>a,b</sup>, V. Monaco<sup>a,b</sup>, E. Monteil<sup>a,b</sup>, M. Monteno<sup>a</sup>, M. M. Obertino<sup>a,b</sup>, L. Pacher<sup>a,b</sup>, N. Pastrone<sup>a</sup>, M. Pelliccioni<sup>a</sup>, G. L. Pinna Angioni<sup>a,b</sup>, A. Romero<sup>a,b</sup>, M. Ruspa<sup>a,c</sup>, R. Sacchi<sup>a,b</sup>, K. Shchelina<sup>a,b</sup>, V. Sola<sup>a</sup>, A. Solano<sup>a,b</sup>, A. Staiano<sup>a</sup>

**INFN Sezione di Trieste<sup>a</sup>, Università di Trieste<sup>b</sup>, Trieste, Italy**

S. Belforte<sup>a</sup>, M. Casarsa<sup>a</sup>, F. Cossutti<sup>a</sup>, G. Della Ricca<sup>a,b</sup>, A. Zanetti<sup>a</sup>

**Kyungpook National University, Daegu, Korea**

D. H. Kim, G. N. Kim, M. S. Kim, J. Lee, S. Lee, S. W. Lee, C. S. Moon, Y. D. Oh, S. Sekmen, D. C. Son, Y. C. Yang

**Chonnam National University, Institute for Universe and Elementary Particles, Kwangju, Korea**

H. Kim, D. H. Moon, G. Oh

**Hanyang University, Seoul, Korea**

J. A. Brochero Cifuentes, J. Goh, T. J. Kim

**Korea University, Seoul, Korea**

S. Cho, S. Choi, Y. Go, D. Gyun, S. Ha, B. Hong, Y. Jo, Y. Kim, K. Lee, K. S. Lee, S. Lee, J. Lim, S. K. Park, Y. Roh

**Seoul National University, Seoul, Korea**

J. Almond, J. Kim, J. S. Kim, H. Lee, K. Lee, K. Nam, S. B. Oh, B. C. Radburn-Smith, S. h. Seo, U. K. Yang, H. D. Yoo, G. B. Yu

**University of Seoul, Seoul, Korea**

H. Kim, J. H. Kim, J. S. H. Lee, I. C. Park

**Sungkyunkwan University, Suwon, Korea**

Y. Choi, C. Hwang, J. Lee, I. Yu

**Vilnius University, Vilnius, Lithuania**

V. Dudenas, A. Juodagalvis, J. Vaitkus

**National Centre for Particle Physics, Universiti Malaya, Kuala Lumpur, Malaysia**I. Ahmed, Z. A. Ibrahim, M. A. B. Md Ali<sup>33</sup>, F. Mohamad Idris<sup>34</sup>, W. A. T. Wan Abdullah, M. N. Yusli, Z. Zolkapli**Centro de Investigacion y de Estudios Avanzados del IPN, Mexico City, Mexico**M. C. Duran-Osuna, H. Castilla-Valdez, E. De La Cruz-Burelo, G. Ramirez-Sanchez, I. Heredia-De La Cruz<sup>35</sup>, R. I. Rabadan-Trejo, R. Lopez-Fernandez, J. Mejia Guisao, R Reyes-Almanza, A. Sanchez-Hernandez**Universidad Iberoamericana, Mexico City, Mexico**

S. Carrillo Moreno, C. Oropeza Barrera, F. Vazquez Valencia

**Benemerita Universidad Autonoma de Puebla, Puebla, Mexico**

J. Eysermans, I. Pedraza, H. A. Salazar Ibarguen, C. Uribe Estrada

**Universidad Autónoma de San Luis Potosí, San Luis Potosí, Mexico**

A. Morelos Pineda

**University of Auckland, Auckland, New Zealand**

D. Krofcheck

**University of Canterbury, Christchurch, New Zealand**

S. Bheesette, P. H. Butler

**National Centre for Physics, Quaid-I-Azam University, Islamabad, Pakistan**

A. Ahmad, M. Ahmad, Q. Hassan, H. R. Hoorani, A. Saddique, M. A. Shah, M. Shoaib, M. Waqas

**National Centre for Nuclear Research, Swierk, Poland**

H. Bialkowska, M. Bluj, B. Boimska, T. Frueboes, M. Górski, M. Kazana, K. Nawrocki, M. Szleper, P. Traczyk, P. Zalewski

**Institute of Experimental Physics, Faculty of Physics, University of Warsaw, Warsaw, Poland**K. Bunkowski, A. Byszuk<sup>36</sup>, K. Doroba, A. Kalinowski, M. Konecki, J. Krolikowski, M. Misiura, M. Olszewski, A. Pyskir, M. Walczak**Laboratório de Instrumentação e Física Experimental de Partículas, Lisbon, Portugal**

P. Bargassa, C. Beirão Da Cruz E Silva, A. Di Francesco, P. Faccioli, B. Galinhas, M. Gallinaro, J. Hollar, N. Leonardo, L. Lloret Iglesias, M. V. Nemallapudi, J. Seixas, G. Strong, O. Toldaiev, D. Vadrucio, J. Varela

**Joint Institute for Nuclear Research, Dubna, Russia**S. Afanasiev, P. Bunin, M. Gavrilenko, I. Golutvin, I. Gorbunov, A. Kamenev, V. Karjavin, A. Lanev, A. Malakhov, V. Matveev<sup>37,38</sup>, P. Moiseenz, V. Palichik, V. Perelygin, S. Shmatov, S. Shulha, N. Skatchkov, V. Smirnov, N. Voytishin, A. Zarubin**Petersburg Nuclear Physics Institute, Gatchina, St. Petersburg, Russia**Y. Ivanov, V. Kim<sup>39</sup>, E. Kuznetsova<sup>40</sup>, P. Levchenko, V. Murzin, V. Oreshkin, I. Smirnov, D. Sosnov, V. Sulimov, L. Uvarov, S. Vavilov, A. Vorobyev**Institute for Nuclear Research, Moscow, Russia**

Yu. Andreev, A. Dermenev, S. Gninenko, N. Golubev, A. Karneyev, M. Kirsanov, N. Krasnikov, A. Pashenkov, D. Tlisov, A. Toropin

**Institute for Theoretical and Experimental Physics, Moscow, Russia**

V. Epshteyn, V. Gavrilov, N. Lychkovskaya, V. Popov, I. Pozdnyakov, G. Safronov, A. Spiridonov, A. Stepenov, V. Stolin, M. Toms, E. Vlasov, A. Zhokin

**Moscow Institute of Physics and Technology, Moscow, Russia**T. Aushev, A. Bylinkin<sup>38</sup>

**National Research Nuclear University ‘Moscow Engineering Physics Institute’ (MEPhI), Moscow, Russia**

R. Chistov<sup>41</sup>, M. Danilov<sup>41</sup>, P. Parygin, D. Philippov, S. Polikarpov, E. Tarkovskii

**P.N. Lebedev Physical Institute, Moscow, Russia**

V. Andreev, M. Azarkin<sup>38</sup>, I. Dremin<sup>38</sup>, M. Kirakosyan<sup>38</sup>, S. V. Rusakov, A. Terkulov

**Skobeltsyn Institute of Nuclear Physics, Lomonosov Moscow State University, Moscow, Russia**

A. Baskakov, A. Belyaev, E. Boos, M. Dubinin<sup>42</sup>, L. Dudko, A. Ershov, A. Gribushin, V. Klyukhin, O. Kodolova, I. Lokhtin, I. Miagkov, S. Obraztsov, S. Petrushanko, V. Savrin, A. Snigirev

**Novosibirsk State University (NSU), Novosibirsk, Russia**

V. Blinov<sup>43</sup>, D. Shtol<sup>43</sup>, Y. Skovpen<sup>43</sup>

**State Research Center of Russian Federation, Institute for High Energy Physics of NRC, Kurchatov Institute, Protvino, Russia**

I. Azhgirey, I. Bayshev, S. Bitioukov, D. Elumakhov, A. Godizov, V. Kachanov, A. Kalinin, D. Konstantinov, P. Mandrik, V. Petrov, R. Ryutin, A. Sobol, S. Troshin, N. Tyurin, A. Uzunian, A. Volkov

**National Research Tomsk Polytechnic University, Tomsk, Russia**

A. Babaev

**University of Belgrade, Faculty of Physics and Vinca Institute of Nuclear Sciences, Belgrade, Serbia**

P. Adzic<sup>44</sup>, P. Cirkovic, D. Devetak, M. Dordevic, J. Milosevic

**Centro de Investigaciones Energéticas Medioambientales y Tecnológicas (CIEMAT), Madrid, Spain**

J. Alcaraz Maestre, A. Álvarez Fernández, I. Bachiller, M. Barrio Luna, M. Cerrada, N. Colino, B. De La Cruz, A. Delgado Peris, C. Fernandez Bedoya, J. P. Fernández Ramos, J. Flix, M. C. Fouz, O. Gonzalez Lopez, S. Goy Lopez, J. M. Hernandez, M. I. Josa, D. Moran, A. Pérez-Calero Yzquierdo, J. Puerta Pelayo, I. Redondo, L. Romero, M. S. Soares, A. Triossi

**Universidad Autónoma de Madrid, Madrid, Spain**

C. Albajar, J. F. de Trocóniz

**Universidad de Oviedo, Oviedo, Spain**

J. Cuevas, C. Erice, J. Fernandez Menendez, S. Folgueras, I. Gonzalez Caballero, J. R. González Fernández, E. Palencia Cortezon, S. Sanchez Cruz, P. Vischia, J. M. Vizan Garcia

**Instituto de Física de Cantabria (IFCA), CSIC-Universidad de Cantabria, Santander, Spain**

I. J. Cabrillo, A. Calderon, B. Chazin Quero, J. Duarte Campderros, M. Fernandez, P. J. Fernández Manteca, A. García Alonso, J. Garcia-Ferrero, G. Gomez, A. Lopez Virto, J. Marco, C. Martinez Rivero, P. Martinez Ruiz del Arbol, F. Matorras, J. Piedra Gomez, C. Prieels, T. Rodrigo, A. Ruiz-Jimeno, L. Scodellaro, N. Trevisani, I. Vila, R. Vilar Cortabitarte

**CERN, European Organization for Nuclear Research, Geneva, Switzerland**

D. Abbaneo, B. Akgun, E. Auffray, P. Baillon, A. H. Ball, D. Barney, J. Bendavid, M. Bianco, A. Bocci, C. Botta, T. Camporesi, M. Cepeda, G. Cerminara, E. Chapon, Y. Chen, D. d’Enterria, A. Dabrowski, V. Daponte, A. David, M. De Gruttola, A. De Roeck, N. Deelen, M. Dobson, T. du Pree, M. Dünser, N. Dupont, A. Elliott-Peisert, P. Everaerts, F. Fallavollita<sup>45</sup>, G. Franzoni, J. Fulcher, W. Funk, D. Gigi, A. Gilbert, K. Gill, F. Glege, D. Gulhan, J. Hegeman, V. Innocente, A. Jafari, P. Janot, O. Karacheban<sup>19</sup>, J. Kieseler, V. Knünz, A. Kornmayer, M. Krammer<sup>1</sup>, C. Lange, P. Lecoq, C. Lourenço, M. T. Lucchini, L. Malgeri, M. Mannelli, A. Martelli, F. Meijers, J. A. Merlin, S. Mersi, E. Meschi, P. Milenovic<sup>46</sup>, F. Moortgat, M. Mulders, H. Neugebauer, J. Ngadiuba, S. Orfanelli, L. Orsini, F. Pantaleo<sup>16</sup>, L. Pape, E. Perez, M. Peruzzi, A. Petrilli, G. Petrucciani, A. Pfeiffer, M. Pierini, F. M. Pitters, D. Rabady, A. Racz, T. Reis, G. Rolandi<sup>47</sup>, M. Rovere, H. Sakulin, C. Schäfer, C. Schwick, M. Seidel, M. Selvaggi, A. Sharma, P. Silva, P. Sphicas<sup>48</sup>, A. Stakia, J. Stegmann, M. Stoye, M. Tosi, D. Treille, A. Tsiros, V. Veckalns<sup>49</sup>, M. Verweij, W. D. Zeuner

**Paul Scherrer Institut, Villigen, Switzerland**

W. Bertl<sup>†</sup>, L. Caminada<sup>50</sup>, K. Deiters, W. Erdmann, R. Horisberger, Q. Ingram, H. C. Kaestli, D. Kotlinski, U. Langenegger, T. Rohe, S. A. Wiederkehr

**ETH Zurich, Institute for Particle Physics and Astrophysics (IPA), Zurich, Switzerland**

M. Backhaus, L. Bäni, P. Berger, B. Casal, N. Chernyavskaya, G. Dissertori, M. Dittmar, M. Donegà, C. Dorfer, C. Grab, C. Heidegger, D. Hits, J. Hoss, T. Klijsma, W. Lustermann, M. Marionneau, M. T. Meinhard, D. Meister, F. Micheli, P. Musella, F. Nessi-Tedaldi, J. Pata, F. Pauss, G. Perrin, L. Perrozzi, M. Quittnat, M. Reichmann, D. Ruini, D. A. Sanz Becerra, M. Schönenberger, L. Shchutska, V. R. Tavolaro, K. Theofilatos, M. L. Vesterbacka Olsson, R. Wallny, D. H. Zhu

**Universität Zürich, Zurich, Switzerland**

T. K. Aarrestad, C. Amsler<sup>51</sup>, D. Brzhechko, M. F. Canelli, A. De Cosa, R. Del Burgo, S. Donato, C. Galloni, T. Hreus, B. Kilminster, I. Neutelings, D. Pinna, G. Rauco, P. Robmann, D. Salerno, K. Schweiger, C. Seitz, Y. Takahashi, A. Zucchetta

**National Central University, Chung-Li, Taiwan**

V. Candelise, Y. H. Chang, K. y. Cheng, T. H. Doan, Sh. Jain, R. Khurana, C. M. Kuo, W. Lin, A. Pozdnyakov, S. S. Yu

**National Taiwan University (NTU), Taipei, Taiwan**

P. Chang, Y. Chao, K. F. Chen, P. H. Chen, F. Fiori, W.-S. Hou, Y. Hsiung, Arun Kumar, Y. F. Liu, R.-S. Lu, E. Paganis, A. Psallidas, A. Steen, J. f. Tsai

**Department of Physics, Faculty of Science, Chulalongkorn University, Bangkok, Thailand**

B. Asavapibhop, K. Kovitangoon, G. Singh, N. Srimanobhas

**Physics Department, Science and Art Faculty, Çukurova University, Adana, Turkey**

A. Bat, F. Boran, S. Cerci<sup>52</sup>, S. Damarseekin, Z. S. Demiroglu, C. Dozen, I. Dumanoglu, S. Girgis, G. Gokbulut, Y. Guler, I. Hos<sup>53</sup>, E. E. Kangal<sup>54</sup>, O. Kara, A. Kayis Topaksu, U. Kiminsu, M. Oglakci, G. Onengut, K. Ozdemir<sup>55</sup>, D. Sunar Cerci<sup>52</sup>, U. G. Tok, H. Topakli<sup>56</sup>, S. Turkcapar, I. S. Zorbakir, C. Zorbilmez

**Physics Department, Middle East Technical University, Ankara, Turkey**

G. Karapinar<sup>57</sup>, K. Ocalan<sup>58</sup>, M. Yalvac, M. Zeyrek

**Bogazici University, Istanbul, Turkey**

I. O. Atakisi, E. Gülmez, M. Kaya<sup>59</sup>, O. Kaya<sup>60</sup>, S. Tekten, E. A. Yetkin<sup>61</sup>

**Istanbul Technical University, Istanbul, Turkey**

M. N. Agaras, S. Atay, A. Cakir, K. Cankocak, Y. Komurcu

**Institute for Scintillation Materials of National Academy of Science of Ukraine, Kharkov, Ukraine**

B. Grynyov

**National Scientific Center, Kharkov Institute of Physics and Technology, Kharkov, Ukraine**

L. Levchuk

**University of Bristol, Bristol, UK**

F. Ball, L. Beck, J. J. Brooke, D. Burns, E. Clement, D. Cussans, O. Davignon, H. Flacher, J. Goldstein, G. P. Heath, H. F. Heath, L. Kreczko, D. M. Newbold<sup>62</sup>, S. Paramesvaran, T. Sakuma, S. Seif El Nasr-storey, D. Smith, V. J. Smith

**Rutherford Appleton Laboratory, Didcot, UK**

K. W. Bell, A. Belyaev<sup>63</sup>, C. Brew, R. M. Brown, D. Cieri, D. J. A. Cockerill, J. A. Coughlan, K. Harder, S. Harper, J. Linacre, E. Olaiya, D. Petyt, C. H. Shepherd-Themistocleous, A. Thea, I. R. Tomalin, T. Williams, W. J. Womersley

**Imperial College, London, UK**

G. Auzinger, R. Bainbridge, P. Bloch, J. Borg, S. Breeze, O. Buchmuller, A. Bundock, S. Casasso, D. Colling, L. Corpe, P. Dauncey, G. Davies, M. Della Negra, R. Di Maria, Y. Haddad, G. Hall, G. Iles, T. James, M. Komm, R. Lane, C. Laner, L. Lyons, A.-M. Magnan, S. Malik, L. Mastrolorenzo, T. Matsushita, J. Nash<sup>64</sup>, A. Nikitenko<sup>7</sup>, V. Palladino, M. Pesaresi, A. Richards, A. Rose, E. Scott, C. Seez, A. Shtipliyski, T. Strebler, S. Summers, A. Tapper, K. Uchida, M. Vazquez Acosta<sup>65</sup>, T. Virdee<sup>16</sup>, N. Wardle, D. Winterbottom, J. Wright, S. C. Zenz

**Brunel University, Uxbridge, UK**

J. E. Cole, P. R. Hobson, A. Khan, P. Kyberd, A. Morton, I. D. Reid, L. Teodorescu, S. Zahid

**Baylor University, Waco, USA**

A. Borzou, K. Call, J. Dittmann, K. Hatakeyama, H. Liu, N. Pastika, C. Smith

**Catholic University of America, Washington, DC, USA**

R. Bartek, A. Dominguez

**The University of Alabama, Tuscaloosa, USA**

A. Buccilli, S. I. Cooper, C. Henderson, P. Rumerio, C. West

**Boston University, Boston, USA**

D. Arcaro, A. Avetisyan, T. Bose, D. Gastler, D. Rankin, C. Richardson, J. Rohlf, L. Sulak, D. Zou

**Brown University, Providence, USA**

G. Benelli, D. Cutts, M. Hadley, J. Hakala, U. Heintz, J. M. Hogan<sup>66</sup>, K. H. M. Kwok, E. Laird, G. Landsberg, J. Lee, Z. Mao, M. Narain, J. Pazzini, S. Piperov, S. Sagir, R. Syarif, D. Yu

**University of California, Davis, Davis, USA**

R. Band, C. Brainerd, R. Breedon, D. Burns, M. Calderon De La Barca Sanchez, M. Chertok, J. Conway, R. Conway, P. T. Cox, R. Erbacher, C. Flores, G. Funk, W. Ko, R. Lander, C. Mclean, M. Mulhearn, D. Pellett, J. Pilot, S. Shalhout, M. Shi, J. Smith, D. Stolp, D. Taylor, K. Tos, M. Tripathi, Z. Wang, F. Zhang

**University of California, Los Angeles, USA**

M. Bachtis, C. Bravo, R. Cousins, A. Dasgupta, A. Florent, J. Hauser, M. Ignatenko, N. Mccoll, S. Regnard, D. Saltzberg, C. Schnaible, V. Valuev

**University of California, Riverside, Riverside, USA**

E. Bouvier, K. Burt, R. Clare, J. Ellison, J. W. Gary, S. M. A. Ghiasi Shirazi, G. Hanson, G. Karapostoli, E. Kennedy, F. Lacroix, O. R. Long, M. Olmedo Negrete, M. I. Paneva, W. Si, L. Wang, H. Wei, S. Wimpenny, B. R. Yates

**University of California, San Diego, La Jolla, USA**

J. G. Branson, S. Cittolin, M. Derdzinski, R. Gerosa, D. Gilbert, B. Hashemi, A. Holzner, D. Klein, G. Kole, V. Krutelyov, J. Letts, M. Masciovecchio, D. Olivito, S. Padhi, M. Pieri, M. Sani, V. Sharma, S. Simon, M. Tadel, A. Vartak, S. Wasserbaech<sup>67</sup>, J. Wood, F. Würthwein, A. Yagil, G. Zevi Della Porta

**Department of Physics, University of California, Santa Barbara, Santa Barbara, USA**

N. Amin, R. Bhandari, J. Bradmiller-Feld, C. Campagnari, M. Citron, A. Dishaw, V. Dutta, M. Franco Sevilla, L. Gouskos, R. Heller, J. Incandela, A. Ovcharova, H. Qu, J. Richman, D. Stuart, I. Suarez, J. Yoo

**California Institute of Technology, Pasadena, USA**

D. Anderson, A. Bornheim, J. Bunn, J. M. Lawhorn, H. B. Newman, T. Q. Nguyen, C. Pena, M. Spiropulu, J. R. Vlimant, R. Wilkinson, S. Xie, Z. Zhang, R. Y. Zhu

**Carnegie Mellon University, Pittsburgh, USA**

M. B. Andrews, T. Ferguson, T. Mudholkar, M. Paulini, J. Russ, M. Sun, H. Vogel, I. Vorobiev, M. Weinberg

**University of Colorado Boulder, Boulder, USA**

J. P. Cumalat, W. T. Ford, F. Jensen, A. Johnson, M. Krohn, S. Leontsinis, E. MacDonald, T. Mulholland, K. Stenson, K. A. Ulmer, S. R. Wagner

**Cornell University, Ithaca, USA**

J. Alexander, J. Chaves, Y. Cheng, J. Chu, A. Datta, K. McDermott, N. Mirman, J. R. Patterson, D. Quach, A. Rinkevicius, A. Ryd, L. Skinnari, L. Soffi, S. M. Tan, Z. Tao, J. Thom, J. Tucker, P. Wittich, M. Zientek

**Fermi National Accelerator Laboratory, Batavia, USA**

S. Abdullin, M. Albrow, M. Alyari, G. Apollinari, A. Apresyan, A. Apyan, S. Banerjee, L. A. T. Bauerdick, A. Beretvas, J. Berryhill, P. C. Bhat, G. Bolla<sup>†</sup>, K. Burkett, J. N. Butler, A. Canepa, G. B. Cerati, H. W. K. Cheung, F. Chlebana, M. Cremonesi, J. Duarte, V. D. Elvira, J. Freeman, Z. Geese, E. Gottschalk, L. Gray, D. Green, S. Grünendahl, O. Gutsche, J. Hanlon, R. M. Harris, S. Hasegawa, J. Hirschauer, Z. Hu, B. Jayatilaka, S. Jindariani, M. Johnson, U. Joshi, B. Klima, M. J. Kortelainen, B. Kreis, S. Lammel, D. Lincoln, R. Lipton, M. Liu, T. Liu, R. Lopes De Sá, J. Lykken, K. Maeshima, N. Magini, J. M. Marraffino, D. Mason, P. McBride, P. Merkel, S. Mrenna, S. Nahn, V. O'Dell, K. Pedro, O. Prokofyev,

G. Rakness, L. Ristori, A. Savoy-Navarro<sup>68</sup>, B. Schneider, E. Sexton-Kennedy, A. Soha, W. J. Spalding, L. Spiegel, S. Stoynev, J. Strait, N. Strobbe, L. Taylor, S. Tkaczyk, N. V. Tran, L. Uplegger, E. W. Vaandering, C. Vernieri, M. Verzocchi, R. Vidal, M. Wang, H. A. Weber, A. Whitbeck, W. Wu

**University of Florida, Gainesville, USA**

D. Acosta, P. Avery, P. Bortignon, D. Bourilkov, A. Brinkerhoff, A. Carnes, M. Carver, D. Curry, R. D. Field, I. K. Furic, S. V. Gleyzer, B. M. Joshi, J. Konigsberg, A. Korytov, K. Kotov, P. Ma, K. Matchev, H. Mei, G. Mitselmakher, K. Shi, D. Sperka, N. Terentyev, L. Thomas, J. Wang, S. Wang, J. Yelton

**Florida International University, Miami, USA**

Y. R. Joshi, S. Linn, P. Markowitz, J. L. Rodriguez

**Florida State University, Tallahassee, USA**

A. Ackert, T. Adams, A. Askew, S. Hagopian, V. Hagopian, K. F. Johnson, T. Kolberg, G. Martinez, T. Perry, H. Prosper, A. Saha, A. Santra, V. Sharma, R. Yohay

**Florida Institute of Technology, Melbourne, USA**

M. M. Baarmand, V. Bhopatkar, S. Colafranceschi, M. Hohlmann, D. Noonan, T. Roy, F. Yumiceva

**University of Illinois at Chicago (UIC), Chicago, USA**

M. R. Adams, L. Apanasevich, D. Berry, R. R. Betts, R. Cavanaugh, X. Chen, S. Dittmer, O. Evdokimov, C. E. Gerber, D. A. Hangal, D. J. Hofman, K. Jung, J. Kamin, I. D. Sandoval Gonzalez, M. B. Tonjes, N. Varelas, H. Wang, Z. Wu, J. Zhang

**The University of Iowa, Iowa City, USA**

B. Bilki<sup>69</sup>, W. Clarida, K. Dilsiz<sup>70</sup>, S. Durgut, R. P. Gandrajula, M. Haytmyradov, V. Khristenko, J.-P. Merlo, H. Mermerkaya<sup>71</sup>, A. Mestvirishvili, A. Moeller, J. Nachtman, H. Ogul<sup>72</sup>, Y. Onel, F. Ozok<sup>73</sup>, A. Penzo, C. Snyder, E. Tiras, J. Wetzel, K. Yi

**Johns Hopkins University, Baltimore, USA**

B. Blumenfeld, A. Cocoros, N. Eminizer, D. Fehling, L. Feng, A. V. Gritsan, W. T. Hung, P. Maksimovic, J. Roskes, U. Sarica, M. Swartz, M. Xiao, C. You

**The University of Kansas, Lawrence, USA**

A. Al-bataineh, P. Baringer, A. Bean, S. Boren, J. Bowen, J. Castle, S. Khalil, A. Kropivnitskaya, D. Majumder, W. Mcbrayer, M. Murray, C. Rogan, C. Royon, S. Sanders, E. Schmitz, J. D. Tapia Takaki, Q. Wang

**Kansas State University, Manhattan, USA**

A. Ivanov, K. Kaadze, Y. Maravin, A. Modak, A. Mohammadi, L. K. Saini, N. Skhirtladze

**Lawrence Livermore National Laboratory, Livermore, USA**

F. Rebassoo, D. Wright

**University of Maryland, College Park, USA**

A. Baden, O. Baron, A. Belloni, S. C. Eno, Y. Feng, C. Ferraioli, N. J. Hadley, S. Jabeen, G. Y. Jeng, R. G. Kellogg, J. Kunkle, A. C. Mignerey, F. Ricci-Tam, Y. H. Shin, A. Skuja, S. C. Tonwar

**Massachusetts Institute of Technology, Cambridge, USA**

D. Abercrombie, B. Allen, V. Azzolini, R. Barbieri, A. Baty, G. Bauer, R. Bi, S. Brandt, W. Busza, I. A. Cali, M. D'Alfonso, Z. Demiragli, G. Gomez Ceballos, M. Goncharov, P. Harris, D. Hsu, M. Hu, Y. Iiyama, G. M. Innocenti, M. Klute, D. Kovalskyi, Y.-J. Lee, A. Levin, P. D. Luckey, B. Maier, A. C. Marini, C. McGinn, C. Mironov, S. Narayanan, X. Niu, C. Paus, C. Roland, G. Roland, G. S. F. Stephans, K. Sumorok, K. Tatar, D. Velicanu, J. Wang, T. W. Wang, B. Wyslouch, S. Zhaozhong

**University of Minnesota, Minneapolis, USA**

A. C. Benvenuti, R. M. Chatterjee, A. Evans, P. Hansen, S. Kalafut, Y. Kubota, Z. Lesko, J. Mans, S. Nourbakhsh, N. Ruckstuhl, R. Rusack, J. Turkewitz, M. A. Wadud

**University of Mississippi, Oxford, USA**

J. G. Acosta, S. Oliveros

**University of Nebraska-Lincoln, Lincoln, USA**

E. Avdeeva, K. Bloom, D. R. Claes, C. Fangmeier, F. Golf, R. Gonzalez Suarez, R. Kamalieddin, I. Kravchenko, J. Monroy, J. E. Siado, G. R. Snow, B. Stieger

**State University of New York at Buffalo, Buffalo, USA**

A. Godshalk, C. Harrington, I. Iashvili, D. Nguyen, A. Parker, S. Rappoccio, B. Roozbahani

**Northeastern University, Boston, USA**

G. Alverson, E. Barberis, C. Freer, A. Hortiangtham, A. Massironi, D. M. Morse, T. Orimoto, R. Teixeira De Lima, T. Wamorkar, B. Wang, A. Wisecarver, D. Wood

**Northwestern University, Evanston, USA**

S. Bhattacharya, O. Charaf, K. A. Hahn, N. Mucia, N. Odell, M. H. Schmitt, K. Sung, M. Trovato, M. Velasco

**University of Notre Dame, Notre Dame, USA**

R. Bucci, N. Dev, M. Hildreth, K. Hurtado Anampa, C. Jessop, D. J. Karmgard, N. Kellams, K. Lannon, W. Li, N. Loukas, N. Marinelli, F. Meng, C. Mueller, Y. Musienko<sup>37</sup>, M. Planer, A. Reinsvold, R. Ruchti, P. Siddireddy, G. Smith, S. Taroni, M. Wayne, A. Wightman, M. Wolf, A. Woodard

**The Ohio State University, Columbus, USA**

J. Alimena, L. Antonelli, B. Bylsma, L. S. Durkin, S. Flowers, B. Francis, A. Hart, C. Hill, W. Ji, T. Y. Ling, W. Luo, B. L. Winer, H. W. Wulsin

**Princeton University, Princeton, USA**

S. Cooperstein, O. Driga, P. Elmer, J. Hardenbrook, P. Hebda, S. Higginbotham, A. Kalogeropoulos, D. Lange, J. Luo, D. Marlow, K. Mei, I. Ojalvo, J. Olsen, C. Palmer, P. Piroué, J. Salfeld-Nebgen, D. Stickland, C. Tully

**University of Puerto Rico, Mayagüez, USA**

S. Malik, S. Norberg

**Purdue University, West Lafayette, USA**

A. Barker, V. E. Barnes, S. Das, L. Gutay, M. Jones, A. W. Jung, A. Khatiwada, D. H. Miller, N. Neumeister, C. C. Peng, H. Qiu, J. F. Schulte, J. Sun, F. Wang, R. Xiao, W. Xie

**Purdue University Northwest, Hammond, USA**

T. Cheng, J. Dolen, N. Parashar

**Rice University, Houston, USA**

Z. Chen, K. M. Ecklund, S. Freed, F. J. M. Geurts, M. Guilbaud, M. Kilpatrick, W. Li, B. Michlin, B. P. Padley, J. Roberts, J. Rorie, W. Shi, Z. Tu, J. Zabel, A. Zhang

**University of Rochester, Rochester, USA**

A. Bodek, P. de Barbaro, R. Demina, Y. t. Duh, T. Ferbel, M. Galanti, A. Garcia-Bellido, J. Han, O. Hindrichs, A. Khukhunaishvili, K. H. Lo, P. Tan, M. Verzetti

**The Rockefeller University, New York, USA**

R. Ciesielski, K. Goulianos, C. Mesropian

**Rutgers, The State University of New Jersey, Piscataway, USA**

A. Agapitos, J. P. Chou, Y. Gershtein, T. A. Gómez Espinosa, E. Halkiadakis, M. Heindl, E. Hughes, S. Kaplan, R. Kunnawalkam Elayavalli, S. Kyriacou, A. Lath, R. Montalvo, K. Nash, M. Osherson, H. Saka, S. Salur, S. Schnetzer, D. Sheffield, S. Somalwar, R. Stone, S. Thomas, P. Thomassen, M. Walker

**University of Tennessee, Knoxville, USA**

A. G. Delannoy, J. Heideman, G. Riley, K. Rose, S. Spanier, K. Thapa

**Texas A&M University, College Station, USA**

O. Bouhali<sup>74</sup>, A. Castaneda Hernandez<sup>74</sup>, A. Celik, M. Dalchenko, M. De Mattia, A. Delgado, S. Dildick, R. Eusebi, J. Gilmore, T. Huang, T. Kamon<sup>75</sup>, R. Mueller, Y. Pakhotin, R. Patel, A. Perloff, L. Perniè, D. Rathjens, A. Safonov, A. Tatarinov



**Texas Tech University, Lubbock, USA**

N. Akchurin, J. Damgov, F. De Guio, P. R. Duerdo, J. Faulkner, E. Gurpinar, S. Kunori, K. Lamichhane, S. W. Lee, T. Mengke, S. Muthumuni, T. Peltola, S. Undleeb, I. Volobouev, Z. Wang

**Vanderbilt University, Nashville, USA**

S. Greene, A. Gurrola, R. Janjam, W. Johns, C. Maguire, A. Melo, H. Ni, K. Padenken, J. D. Ruiz Alvarez, P. Sheldon, S. Tuo, J. Velkovska, Q. Xu

**University of Virginia, Charlottesville, USA**

M. W. Arenton, P. Barria, B. Cox, R. Hirosky, M. Joyce, A. Ledovskoy, H. Li, C. Neu, T. Sinthuprasith, Y. Wang, E. Wolfe, F. Xia

**Wayne State University, Detroit, USA**

R. Harr, P. E. Karchin, N. Poudyal, J. Sturdy, P. Thapa, S. Zaleski

**University of Wisconsin-Madison, Madison, WI, USA**

M. Brodski, J. Buchanan, C. Caillol, D. Carlsmith, S. Dasu, L. Dodd, S. Duric, B. Gomber, M. Grothe, M. Herndon, A. Hervé, U. Hussain, P. Klabbers, A. Lanaro, A. Levine, K. Long, R. Loveless, V. Rekovic, T. Ruggles, A. Savin, N. Smith, W. H. Smith, N. Woods

**† Deceased**

- 1: Also at Vienna University of Technology, Vienna, Austria
- 2: Also at IRFU; CEA; Université Paris-Saclay, Gif-sur-Yvette, France
- 3: Also at Universidade Estadual de Campinas, Campinas, Brazil
- 4: Also at Federal University of Rio Grande do Sul, Porto Alegre, Brazil
- 5: Also at Universidade Federal de Pelotas, Pelotas, Brazil
- 6: Also at Université Libre de Bruxelles, Brussels, Belgium
- 7: Also at Institute for Theoretical and Experimental Physics, Moscow, Russia
- 8: Also at Joint Institute for Nuclear Research, Dubna, Russia
- 9: Also at Suez University, Suez, Egypt
- 10: Now at British University in Egypt, Cairo, Egypt
- 11: Also at Zewail City of Science and Technology, Zewail, Egypt
- 12: Also at Department of Physics; King Abdulaziz University, Jeddah, Saudi Arabia
- 13: Also at Université de Haute Alsace, Mulhouse, France
- 14: Also at Skobeltsyn Institute of Nuclear Physics; Lomonosov Moscow State University, Moscow, Russia
- 15: Also at Tbilisi State University, Tbilisi, Georgia
- 16: Also at CERN; European Organization for Nuclear Research, Geneva, Switzerland
- 17: Also at RWTH Aachen University; III. Physikalisches Institut A, Aachen, Germany
- 18: Also at University of Hamburg, Hamburg, Germany
- 19: Also at Brandenburg University of Technology, Cottbus, Germany
- 20: Also at MTA-ELTE Lendület CMS Particle and Nuclear Physics Group; Eötvös Loránd University, Budapest, Hungary
- 21: Also at Institute of Nuclear Research ATOMKI, Debrecen, Hungary
- 22: Also at Institute of Physics; University of Debrecen, Debrecen, Hungary
- 23: Also at Indian Institute of Technology Bhubaneswar, Bhubaneswar, India
- 24: Also at Institute of Physics, Bhubaneswar, India
- 25: Also at Shoolini University, Solan, India
- 26: Also at University of Visva-Bharati, Santiniketan, India
- 27: Also at University of Ruhuna, Matara, Sri Lanka
- 28: Also at Isfahan University of Technology, Isfahan, Iran
- 29: Also at Yazd University, Yazd, Iran
- 30: Also at Plasma Physics Research Center; Science and Research Branch; Islamic Azad University, Tehran, Iran
- 31: Also at Università degli Studi di Siena, Siena, Italy
- 32: Also at INFN Sezione di Milano-Bicocca; Università di Milano-Bicocca, Milan, Italy
- 33: Also at International Islamic University of Malaysia, Kuala Lumpur, Malaysia
- 34: Also at Malaysian Nuclear Agency; MOSTI, Kajang, Malaysia

- 35: Also at Consejo Nacional de Ciencia y Tecnología, Mexico City, Mexico
- 36: Also at Warsaw University of Technology; Institute of Electronic Systems, Warsaw, Poland
- 37: Also at Institute for Nuclear Research, Moscow, Russia
- 38: Now at National Research Nuclear University 'Moscow Engineering Physics Institute' (MEPhI), Moscow, Russia
- 39: Also at St. Petersburg State Polytechnical University, St. Petersburg, Russia
- 40: Also at University of Florida, Gainesville, USA
- 41: Also at P.N. Lebedev Physical Institute, Moscow, Russia
- 42: Also at California Institute of Technology, Pasadena, USA
- 43: Also at Budker Institute of Nuclear Physics, Novosibirsk, Russia
- 44: Also at Faculty of Physics; University of Belgrade, Belgrade, Serbia
- 45: Also at INFN Sezione di Pavia; Università di Pavia, Pavia, Italy
- 46: Also at University of Belgrade; Faculty of Physics and Vinca Institute of Nuclear Sciences, Belgrade, Serbia
- 47: Also at Scuola Normale e Sezione dell'INFN, Pisa, Italy
- 48: Also at National and Kapodistrian University of Athens, Athens, Greece
- 49: Also at Riga Technical University, Riga, Latvia
- 50: Also at Universität Zürich, Zurich, Switzerland
- 51: Also at Stefan Meyer Institute for Subatomic Physics (SMI), Vienna, Austria
- 52: Also at Adiyaman University, Adiyaman, Turkey
- 53: Also at Istanbul Aydin University, Istanbul, Turkey
- 54: Also at Mersin University, Mersin, Turkey
- 55: Also at Piri Reis University, Istanbul, Turkey
- 56: Also at Gaziosmanpasa University, Tokat, Turkey
- 57: Also at Izmir Institute of Technology, Izmir, Turkey
- 58: Also at Necmettin Erbakan University, Konya, Turkey
- 59: Also at Marmara University, Istanbul, Turkey
- 60: Also at Kafkas University, Kars, Turkey
- 61: Also at Istanbul Bilgi University, Istanbul, Turkey
- 62: Also at Rutherford Appleton Laboratory, Didcot, UK
- 63: Also at School of Physics and Astronomy; University of Southampton, Southampton, UK
- 64: Also at Monash University; Faculty of Science, Clayton, Australia
- 65: Also at Instituto de Astrofísica de Canarias, La Laguna, Spain
- 66: Also at Bethel University, St. Paul, USA
- 67: Also at Utah Valley University, Orem, USA
- 68: Also at Purdue University, West Lafayette, USA
- 69: Also at Beykent University, Istanbul, Turkey
- 70: Also at Bingol University, Bingol, Turkey
- 71: Also at Erzincan University, Erzincan, Turkey
- 72: Also at Sinop University, Sinop, Turkey
- 73: Also at Mimar Sinan University; Istanbul, Istanbul, Turkey
- 74: Also at Texas A&M University at Qatar, Doha, Qatar
- 75: Also at Kyungpook National University, Daegu, Korea

† Deceased