

Search for supersymmetry in events with a photon, a lepton, and missing transverse momentum in pp collisions at $\sqrt{s} = 8$ TeV



CMS Collaboration*

CERN, Switzerland

ARTICLE INFO

Article history:

Received 5 August 2015
 Received in revised form 13 March 2016
 Accepted 15 March 2016
 Available online 19 March 2016
 Editor: M. Doser

Keywords:

CMS
 Physics
 Supersymmetry

ABSTRACT

A search for supersymmetry involving events with at least one photon, one electron or muon, and large missing transverse momentum has been performed by the CMS experiment. The data sample corresponds to an integrated luminosity of 19.7 fb^{-1} of pp collisions at $\sqrt{s} = 8$ TeV, produced at the CERN LHC. No excess of events is observed beyond expectations from standard model processes. The result of the search is interpreted in the context of a general model of gauge-mediated supersymmetry breaking, where the charged and neutral winos are the next-to-lightest supersymmetric particles. Within this model, winos with a mass up to 360 GeV are excluded at the 95% confidence level. Two simplified models inspired by gauge-mediated supersymmetry breaking are also examined, and used to derive upper limits on the production cross sections of specific supersymmetric processes.

© 2016 CERN for the benefit of the CMS Collaboration. Published by Elsevier B.V. This is an open access article under the CC BY license (<http://creativecommons.org/licenses/by/4.0/>). Funded by SCOAP³.

1. Introduction

The extension of the standard model (SM) of particle physics through the concept of supersymmetry (SUSY) [1], which imposes a symmetry between fermions and bosons, can offer a solution to some of the issues not accommodated in the SM, such as the existence of dark matter in the universe or the extreme fine tuning required to control radiative corrections to the Higgs boson mass (hierarchy problem) [2–4]. The minimal supersymmetric standard model (MSSM) [5–7] provides a calculable framework with a fully known particle content, introducing a superpartner for each SM particle. For example, squarks, gluinos, and gravitinos are the SUSY partners of quarks, gluons, and gravitons, respectively. The MSSM has guided the search program for physics beyond the SM at facilities such as the Fermilab Tevatron and CERN LHC. Existing searches have not yet found evidence for SUSY, but a large parameter space of the MSSM remains to be explored.

Within the MSSM, scenarios based on gauge-mediated SUSY breaking (GMSB) [8–18] are of particular interest because of their ability to naturally circumvent the so-called SUSY flavour problem [19]. The framework of general gauge mediation (GGM) [20] offers a clear definition of GMSB and establishes its key aspects. For example, GMSB predicts the gravitino (\tilde{G}) to be the lightest supersymmetric particle (LSP). The combination of this feature and the weakness of the coupling of \tilde{G} to other MSSM particles

has specific consequences in collider phenomenology. Under the assumption that R-parity [6] is conserved, SUSY particles are pair-produced at the LHC. Except for direct LSP pair production, each SUSY particle initiates a decay chain that yields the next-to-lightest supersymmetric particle (NLSP). Branching fraction for the SUSY particle decay involving \tilde{G} is negligible except for the NLSP, leaving the decay of the NLSP to its SM partner and the \tilde{G} as effectively the only gravitino production mechanism. The gravitino escapes detection, leading to missing momentum in the event. The signature of a GMSB signal is thus strongly dependent on the identity of the NLSP. In most GMSB models, the NLSP is taken to be a bino- or wino-like lightest neutralino, where a bino and wino are the superpartners of the SM U(1) and SU(2) gauge fields, respectively. Previous searches for a GMSB signal typically exploited the diphoton signature [21–29], in which each of the two bino-like neutralinos decays promptly into a photon and a gravitino. Similar scenarios with nonprompt NLSP decays have also been considered [30,31]. Thus far, no evidence for GMSB SUSY has been observed, resulting in upper limits on the production cross sections given as a function of the SUSY particle masses, the NLSP lifetime, or other model parameters.

This paper presents a search for SUSY with the CMS experiment at the LHC, and targets GGM models with wino-like NLSPs. The data sample corresponds to an integrated luminosity of 19.7 fb^{-1} of pp collision data collected in 2012 at $\sqrt{s} = 8$ TeV. In particular, we study the wino co-NLSP model [32], in which nearly mass-degenerate charged and neutral winos are significantly lighter than the other electroweakinos and constitute the lightest SUSY parti-

* E-mail address: cms-publication-committee-chair@cern.ch.

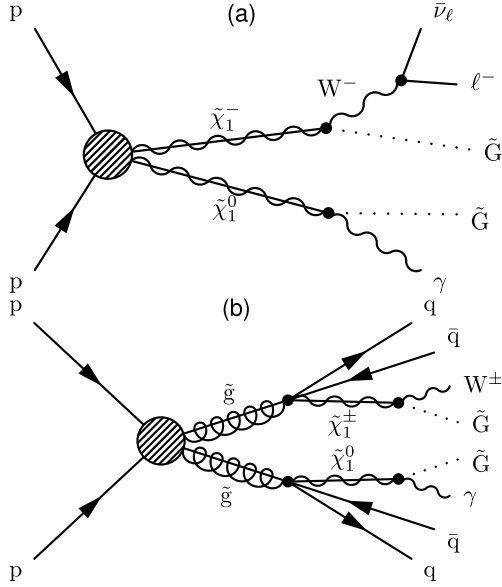


Fig. 1. Diagrams showing the production and decays of wino-like co-NLSPs ($\tilde{\chi}_1^\pm$ and $\tilde{\chi}_1^0$) leading to final states with a photon, an electron or muon, and missing momentum from undetected gravitinos \tilde{G} (a) without and (b) with involvement of coloured SUSY particles.

cles aside from the gravitino. Although the lifetime of the NLSP is effectively a free parameter in GGM phenomenology, a prompt decay of winos is assumed in this analysis. A signature of at least one photon (γ), one electron or muon (ℓ), and large missing transverse momentum (\vec{p}_T^{miss}) is used in this search. The photon is assumed to be emitted by a neutralino NLSP, and the leptons by either a charged or neutral NLSP decaying to a W or Z boson, respectively. This signature suppresses many SM backgrounds, obviating the need for additional requirements such as associated jet activity. The diagrams in Fig. 1 provide examples of the decay chains studied in this analysis. The present search is sensitive to the direct electroweakino production mode of Fig. 1(a), where the winos are produced without involving coloured SUSY particles, but also to strong production modes such as the gluino (\tilde{g}) pair-production process shown in Fig. 1(b). Similar searches were conducted by the ATLAS [33] and CMS [34,35] experiments using LHC pp collision data at $\sqrt{s} = 7$ or 8 TeV, as well as the CDF experiment [36] at the Tevatron using $p\bar{p}$ collision data at $\sqrt{s} = 1.8$ TeV. None of these analyses sees an excess of events over the respective SM predictions. The wino co-NLSP model has also been probed through the signatures of three leptons or two leptons and two jets [37,38], which target the decay of the neutralino NLSP to a gravitino and a Z boson rather than to a gravitino and a photon. None of these analyses observed a significant excess of events over their respective SM predictions.

2. CMS detector

The central feature of the CMS apparatus is a superconducting solenoid of 6 m internal diameter, providing a magnetic field of 3.8 T. Within the solenoid volume are a silicon pixel and strip tracker, a lead tungstate crystal electromagnetic calorimeter (ECAL), and a brass and scintillator hadron calorimeter (HCAL), each consisting of a barrel and two endcap sections. Muons are measured in gas-ionization detectors embedded in the steel flux-return yoke outside the solenoid. Extensive forward calorimetry complements the coverage provided by the barrel and endcap detectors. A detailed description of the CMS detector, together with a definition

of the coordinate system and the relevant kinematic variables, can be found in Ref. [39].

In the barrel section of the ECAL, an energy resolution of about 1% is achieved for unconverted and late-converting photons with transverse energy $E_T \approx 10$ GeV. The remaining barrel photons have a resolution of about 1.3% up to a pseudorapidity $|\eta| < 1.0$, rising to about 2.5% for $|\eta| = 1.4$ [40].

The electron momentum is determined by combining the energy measurement in the ECAL with the momentum measurement in the tracker. The momentum resolution for electrons with transverse momentum $p_T \approx 45$ GeV from $Z \rightarrow e^+e^-$ decays ranges from 1.7% for non-showering electrons in the barrel region to 4.5% for showering electrons in the endcaps [41].

Muons are measured in the range $|\eta| < 2.4$, with detector elements based on three technologies: drift tubes, cathode strip chambers, and resistive plate chambers. Through the matching of track segments measured in the muon detectors with tracks measured in the tracker, a transverse momentum resolution of 1.3–2.0% is achieved for barrel muons with $20 < p_T < 100$ GeV. In the endcaps, the resolution increases up to around 6%. The p_T resolution in the barrel is better than 10% for muons with transverse momentum up to 1 TeV [42].

Physics objects are defined using the particle-flow (PF) algorithm [43,44], which reconstructs and identifies individual particles through an optimized combination of information from different elements of the CMS detector. The PF candidates are classified as photons, charged hadrons, neutral hadrons, electrons, or muons. Finally, the CMS detector is nearly hermetic, permitting accurate measurements of \vec{p}_T^{miss} .

3. Data collection and event selection

The search is conducted in the electron–photon ($e\gamma$) and muon–photon ($\mu\gamma$) channels. The data samples are collected using a dedicated trigger for each channel, as described below. An event is considered to be in the $e\gamma$ ($\mu\gamma$) channel if it contains at least one high-energy photon and an electron (muon). Events that simultaneously satisfy the criteria for the two search channels, representing about 0.1% of the selected events, are classified as $\mu\gamma$ candidates because muon objects are less often the result of hadron misidentification than are electron objects.

The trigger for the $e\gamma$ channel requires at least two isolated photon-like objects, with E_T thresholds of 36 and 22 GeV for the highest and second-highest E_T photon, respectively. The trigger does not veto photon objects that can be matched to a track, allowing events with a photon and an electron to also satisfy the trigger. The $\mu\gamma$ channel uses a muon–photon trigger with a p_T threshold of 22 GeV for both the photon and muon objects. To ensure a fully efficient trigger and a similar selection efficiency for the two channels, the subsequent analysis requires $E_T > 40$ GeV for the photon and $p_T > 25$ GeV for the electron or muon. With these requirements, the trigger efficiency for the signal models described in Section 7 is found to be 93–98% for both channels, depending on the model and SUSY mass values.

Photon candidates are reconstructed from clusters of energy in the ECAL [40]. The momentum vector of the photon points from the primary pp interaction vertex to the center of the ECAL energy cluster, under the assumption that the photon originates from the primary vertex, which is defined as the vertex with the highest $\sum p_T^2$ of associated tracks. Only photons from clusters in the pseudorapidity range $|\eta| < 1.44$ are included in this analysis. These clusters were selected as photon candidates by a set of criteria that are designed to achieve a 90% identification efficiency for true photons. For a cluster to be identified as a photon, its shape must be consistent with that expected from a photon, and the en-

ergy detected in the HCAL behind the cluster cannot exceed 5% of the ECAL energy. To further suppress the misidentification of hadrons as photons, a PF-based isolation requirement is imposed. The transverse component of the momentum sum of each of the PF photons, charged hadrons, and neutral hadrons within a cone of $\Delta R \equiv \sqrt{(\Delta\eta)^2 + (\Delta\phi)^2} = 0.3$ around the direction of the photon candidate (where ϕ is the azimuth measured in radians) is required not to exceed fixed values defined to achieve a desirable balance between the identification efficiency and misidentification rate. The photon object that is being identified is not included in the isolation sums, and charged hadrons are included only if they are associated with the primary vertex. The p_T sums are corrected for contributions from additional pp interactions (pileup). To distinguish photon candidates from isolated electrons, photon objects are vetoed if a matching track segment from the inner tracker is identified.

Electron (muon) candidates must lie in the pseudorapidity range $|\eta| < 2.5$ (2.4). For electrons, the transition region $1.44 < |\eta| < 1.56$ between the barrel and the endcap detectors is vetoed because the reconstruction efficiency in this region is difficult to model. Electron objects are reconstructed by associating a cluster of energy deposited in the ECAL with a reconstructed track. The electron selection [45] is based on the shower shape, the matching of a track to the cluster, and isolation, where the isolation variable is calculated from the momenta of PF photons, charged hadrons, and neutral hadrons within a cone of $\Delta R = 0.3$ around the electron direction, corrected for the effects of pileup. The isolation sum is required not to exceed a fixed fraction of the electron p_T , where the selection criteria are defined to obtain an 80% electron identification efficiency. The muon selection [42], targeting a 90% efficiency for true muons, utilizes the quality of the track fit, the number of detector hits used in the tracking, and the isolation. The isolation requirement for muons is similar to that for electrons, but uses a larger cone size $\Delta R = 0.4$. Electrons and muons must originate from a primary vertex, with respective distances of closest approach for electrons (muons) of less than 0.2 mm (2 mm) in the transverse plane and < 1 mm (< 5 mm) along the beam direction.

The reconstruction of jets and \vec{p}_T^{miss} is also based on the PF objects. All reconstructed PF candidates are clustered into jets using the anti- k_T clustering algorithm [46,47], with a distance parameter of 0.5. Jet objects are used to calculate the H_T variable, defined as the scalar p_T sum of jets. To be considered in the H_T sum, a jet must have a calibrated and pileup-corrected [48] p_T value greater than 30 GeV, $|\eta| < 2.5$, and be consistent with an origin at the primary vertex [49]. In addition, it must be no closer than $\Delta R = 0.5$ to the photon or lepton candidates. The missing momentum \vec{p}_T^{miss} is given by the negative of the vector p_T sum of all PF objects, with jet-energy corrections applied. The magnitude of \vec{p}_T^{miss} is referred to as E_T^{miss} .

To suppress the background from final-state radiation events with an on-shell W (Z) boson that decays to $\ell\nu\gamma$ ($\ell\ell\gamma$), the highest- E_T photon in an event must be separated by $\Delta R > 0.8$ from the highest- p_T electron or muon. Additionally, for the $e\gamma$ channel, the invariant mass of the electron–photon system is required to differ by more than 10 GeV from the nominal Z boson mass [50], to reduce background from electrons misidentified as photons.

After applying the selection requirements described above, the obtained event yields are compared to expectations from SM background processes. The signal region of interest is defined by $E_T^{\text{miss}} > 120$ GeV and $M_T > 100$ GeV, where transverse mass M_T is defined by $M_T = \sqrt{2E_T^{\text{miss}}p_T^\ell[1 - \cos\Delta\phi(\ell, \vec{p}_T^{\text{miss}})]}$, with p_T^ℓ the transverse momentum of the highest- p_T lepton and $\Delta\phi(\ell, \vec{p}_T^{\text{miss}})$ the azimuthal angle between the lepton and \vec{p}_T^{miss} . The M_T require-

Table 1

Summary of event selection requirements and observed number of events after applying the listed selection requirements in successive order. The symbols $m_{e\gamma}$ and m_Z denote the invariant mass of the electron–photon system and the nominal Z boson mass, respectively.

| Selection requirement | $e\gamma$ channel | $\mu\gamma$ channel |
|--|-------------------|---------------------|
| Trigger | 26733051 | 19456571 |
| ≥ 1 accepted γ | 2718364 | 243664 |
| ≥ 1 accepted ℓ ($\ell = e, \mu$) | 70736 | 32173 |
| $\Delta R(\gamma, \ell) > 0.8$ | 68168 | 30232 |
| $ m_{e\gamma} - m_Z > 10$ GeV | 29169 | – |
| $E_T^{\text{miss}} > 120$ GeV, $M_T > 100$ GeV | 110 | 152 |

ment reduces backgrounds from processes that produce W bosons. Table 1 shows the observed number of events at different stages of the selection process. Because of a higher selection efficiency for muons, after implementing the selection requirements, the number of observed events in the $\mu\gamma$ channel is larger than in the $e\gamma$ channel.

4. Background estimation

Three sources of SM background are considered: misidentified photons, misidentified leptons, and electroweak backgrounds.

4.1. Misidentified-photon background

The background from misidentified photons arises from events in which a photon object does not correspond to a genuine prompt photon. The dominant background processes in this category are Drell–Yan dielectron ($q\bar{q} \rightarrow \gamma^* \rightarrow e^+e^-$) and W ($\rightarrow \ell\nu$) + jets production, in which an electron or jet, respectively, is misidentified as a photon. Minor contributions arise from $t\bar{t}$ events with leptonic top quark decays, for both the $e\gamma$ and $\mu\gamma$ channels. Events with $t\bar{t}$ production also contribute to the background if a jet is misidentified as a photon. An electron can be misidentified as a photon if it fails to register track seeds due to detector inefficiencies such as non-operational sensors in the tracker. A jet can be misidentified as a photon if a large fraction of its energy is carried by mesons decaying to photons, such as $\pi^0 \rightarrow \gamma\gamma$. These two types of background are estimated from data using weighted control samples. The method proceeds in two steps. First, a control sample enriched in particles that are prone to be misidentified as photon candidates, i.e., electrons or neutral hadrons, is selected by inverting certain criteria in the photon identification, while keeping the other selection requirements identical to those for signal candidates. This control sample is called the proxy sample. The second step is to determine the transfer factor $N^{\text{misid}}/N^{\text{proxy}}$, where N^{misid} is the estimate of the number of misidentified events in the signal candidate sample and N^{proxy} is the number of events in the proxy sample. The proxy sample is then scaled by the transfer factor. The definition of the proxy sample is tuned to make its kinematic properties similar to those of events with misidentified photons. Thus, this two-step procedure takes the set of misidentified events in a control region where the SUSY signal contribution is expected to be negligible, e.g. in events with small E_T^{miss} , and utilizes it to model the distribution of the misidentified background for a given kinematic variable. In particular, from the extrapolation of the observed events in the control region, the method predicts an expectation for the number of events and corresponding kinematic distribution in the signal region. A detailed validation of this background estimation is performed by applying the method to Monte Carlo (MC) simulation samples, and comparing the outcome of this procedure to the known generated MC content. Good agreement is found in all such tests.

The proxy sample for events with an electron-to-photon misidentification is constructed by inverting the electron-seed veto in the photon identification, which turns the photon candidate into an electron proxy. The transfer factor for this proxy sample is determined by counting $Z \rightarrow e^+e^-$ decays in a separate control sample, defined by $E_T^{\text{miss}} < 70$ GeV. The ratio $N_Z^{\text{misid}}/N_Z^{\text{proxy}}$ constitutes the transfer factor, where N_Z^{misid} is the number of $Z \rightarrow e^+e^-$ events in the control sample with an e^+ or e^- misidentified as a photon, while N_Z^{proxy} is the number of $Z \rightarrow e^+e^-$ events in the control sample with the proxy condition applied. The control sample for the $e\gamma$ channel is taken from the data set collected with the same diphoton trigger as the signal candidates, while the sample for the $\mu\gamma$ channel is from a data set based on a trigger that requires at least one isolated electron. To ensure that the samples dominantly consist of $Z \rightarrow e^+e^-$ decays, events with one high-purity electron object (“tag”) are selected from the respective data sets. The photon candidate and the electron-proxy object are called “probes”. For each sample of probe candidates, a fit is performed to the invariant mass distribution of the tag–probe system to extract the number of $Z \rightarrow e^+e^-$ decays.

The “tag-and-probe” method described above [51] is executed in bins of three variables: the transverse momentum of the probe object (p_T^{probe}), the track multiplicity of the primary vertex (N_{track}), and the number of reconstructed interaction vertices in the event (N_{vtx}). To account for the correlations in the distributions of the three variables, the dependence of the transfer factor on these quantities is modelled by a three-dimensional parametric function, which is then used to assign an event-by-event weight to the proxy sample. The transfer factor is a decreasing function of p_T^{probe} and N_{track} , and an increasing function of N_{vtx} . For a median value of N_{vtx} , its value varies from 0.04 for events with low p_T^{probe} and low N_{track} , to 0.007 for high p_T^{probe} and high N_{track} . The relative uncertainty in the transfer factor is typically of order 10%, which is dominated by systematic uncertainties such as those arising from the tag-and-probe fitting procedure and the parametrization of the transfer factor. The dependence of the transfer factor on N_{vtx} is approximately linear, with a value that changes from about 0.005 to 0.012 for N_{vtx} values between 5 (low pileup) and 25 (high pileup).

The estimation of the jet-to-photon misidentification background follows the same procedure of defining a proxy sample and scaling it with the transfer factor. The proxy sample for events with a jet-to-photon misidentification is constructed by inverting the requirements on the variable describing the ECAL cluster shape ($\sigma_{\eta\eta}$ in Ref. [41]) and on one of the isolation variables in the photon selection. The transfer factor for the hadronic-proxy sample is determined through an assessment of the fraction of events with jet-to-photon misidentification among the photon candidates. This fraction is denoted as the “hadron fraction”. This measurement is performed in a low- E_T^{miss} control sample from a fit to the distribution of $\sigma_{\eta\eta}$ based on two templates, one representing pure photons and one modelling the events with jet-to-photon misidentification. The fit is performed with photon candidates in muon–photon events, where a very small contamination of misidentified electrons is expected in the photon sample. The pure photon template is obtained from $Z \rightarrow \mu\mu\gamma$ data by tagging two muons and requiring the three-body $\mu\mu\gamma$ invariant mass to be consistent with the Z boson mass. The template that models events with jet-to-photon misidentification is obtained by inverting the isolation requirement on the signal-photon candidates. The hadron fraction is measured in p_T bins of the photon candidate and decreases, in general, as a function of p_T . In the $e\gamma$ channel, its value varies from 0.25 ± 0.03 at $p_T = 40$ GeV to 0.08 ± 0.02 at $p_T = 120$ GeV. In the $\mu\gamma$ channel, the corresponding values are 0.30 ± 0.03 and 0.09 ± 0.02 . The uncertainties are dominantly due to possible mismodelling of the fit

templates. The small difference in the hadron fraction of the photon candidates between the $e\gamma$ and $\mu\gamma$ channels originates from small differences in trigger requirements on the photon object between the diphoton and muon–photon triggers used to select the $e\gamma$ and $\mu\gamma$ data sets.

The p_T distribution of the photon objects is multiplied by the hadron fractions determined as described above. In the $e\gamma$ channel, the estimated p_T distribution of misidentified electrons is subtracted first. The resulting distribution provides the estimate of the p_T shape for the events with jet-to-photon misidentification. Rather than forming the ratio of this distribution with the p_T distribution of the proxy sample, both distributions are parameterized individually by simple analytic functions. The ratio of these two parameterizations constitutes the transfer factor for the jet-to-photon misidentification.

4.2. Misidentified-lepton and electroweak backgrounds

The misidentified-lepton and electroweak (EWK) backgrounds are evaluated together, as described below. A misidentified lepton is defined as a reconstructed lepton that does not arise directly from W or Z boson decays, nor from τ decays that originate from a W or Z boson. Misidentified-lepton events arise primarily from the decay of heavy-flavour quarks and from hadrons misidentified as leptons, with other sources such as decays-in-flight constituting a much smaller contribution. Events where both the lepton and photon are misidentified, which constitute up to 30% of the total misidentified-photon background, are already accounted for by the procedure described in Section 4.1. The SM electroweak background is dominated by events with $V\gamma$ ($V = W, Z$) production. In particular, $W\gamma$ events have the same signature as signal events: an energetic photon, a lepton, and significant E_T^{miss} . The EWK background includes rare multiboson events and events with $t\bar{t}\gamma$ production, which we collectively refer to as the “rare EWK” background. Rare EWK events provide only a minor contribution to the overall background but are relevant in the high- E_T^{miss} signal region.

Similar to the determination of the misidentified-photon background, proxy samples are formed and scaled by transfer factors to estimate the contribution of misidentified leptons to the signal region. Each event in the proxy sample contains at least one candidate photon and at least one misidentified-lepton proxy, but no candidate lepton. Proxy objects that model misidentified leptons are selected by inverting the isolation condition in the lepton selection. For electrons, the track-cluster matching requirements are also inverted to further enrich the proxy sample with hadronic objects. The calculation of the transfer factor used to evaluate the misidentified-lepton background is described below.

The modelling of the EWK background is based on MC simulation. Samples of $W\gamma$, $Z\gamma$, $t\bar{t}\gamma$, and $WW\gamma$ events, listed in the order of decreasing overall background contributions, are generated with up to two additional partons using the MADGRAPH5 1.3 [52] event generator. The PYTHIA 6.4 [53] program is used to describe the parton shower and hadronization. The PYTHIA program is further used to generate samples of $WZ\gamma$ events, which produce an even smaller background contribution than $WW\gamma$ events. All samples use the CTEQ6L1 [54] parton distribution functions (PDF). Simulated minimum-bias events are overlaid on the main hard-scattering events to simulate pileup. The generated particles are processed through the full CMS detector simulation framework based on the GEANT4 [55] package, and are subjected to the same event selection procedure as the data, including the trigger requirements. Differences between simulation and data in the pileup profile, trigger efficiency, and object identification efficiency are corrected by reweighting the MC events by factors that lie within

a few percent of unity. The $t\bar{t}\gamma$, $WW\gamma$, and $WZ\gamma$ samples are normalized to the integrated luminosity of the data using cross sections calculated with the event generators, which are valid to leading order (LO) in quantum chromodynamics. For the $t\bar{t}\gamma$ sample, a next-to-leading order (NLO)-to-LO scale factor of 2.0 [56] is applied to the cross section to account for higher-order contributions.

For the $V\gamma$ background, calculated cross sections are used to fix the ratio between the $W\gamma$ and $Z\gamma$ components, but the overall normalization of the combined sample is derived from data to mitigate potential uncertainties in the theoretical calculation. This is accomplished through a two-component template fit describing the $V\gamma$ and misidentified-lepton backgrounds. The templates originate from two background samples obtained using the event selection criteria for the $V\gamma$ MC sample and for the misidentified-lepton proxy sample. Distributions of the variable $\Delta\phi(\ell, \vec{p}_T^{\text{miss}})$ from the two background samples in the control region $40 < E_T^{\text{miss}} < 70$ GeV are employed as templates. The lower bound $E_T^{\text{miss}} = 40$ GeV is applied to reduce the contribution of $Z\gamma$ events. Expected contributions from the misidentified-photon background and rare EWK backgrounds are subtracted from the data distribution before the fit. The fit provides scale factors for the $V\gamma$ and the misidentified-lepton proxy samples. Besides avoiding a reliance on the value of the theoretical $V\gamma$ cross section, which is observed to underestimate the measured production rate of $W\gamma$ events [57,58], this method has the benefit that it does not double count the contributions of background events with both a misidentified photon and lepton. This class of events is already accounted for in the misidentified-photon background sample, as mentioned above.

Fig. 2 shows the results of the template fit, which is performed in the $e\gamma$ and $\mu\gamma$ channels independently. The resulting scale factors for the $V\gamma$ background in the $e\gamma$ and $\mu\gamma$ channels are 1.59 ± 0.27 and 1.47 ± 0.16 , respectively, which are similar to each other as expected. The uncertainties in the scale factors are estimated through toy MC studies repeating the fit after changing the contributions of the subtracted misidentified-photon and rare EWK components by their uncertainties.

5. Systematic uncertainties

Table 2 summarizes the sources of systematic uncertainty for the background predictions and the signal yields. For each source,

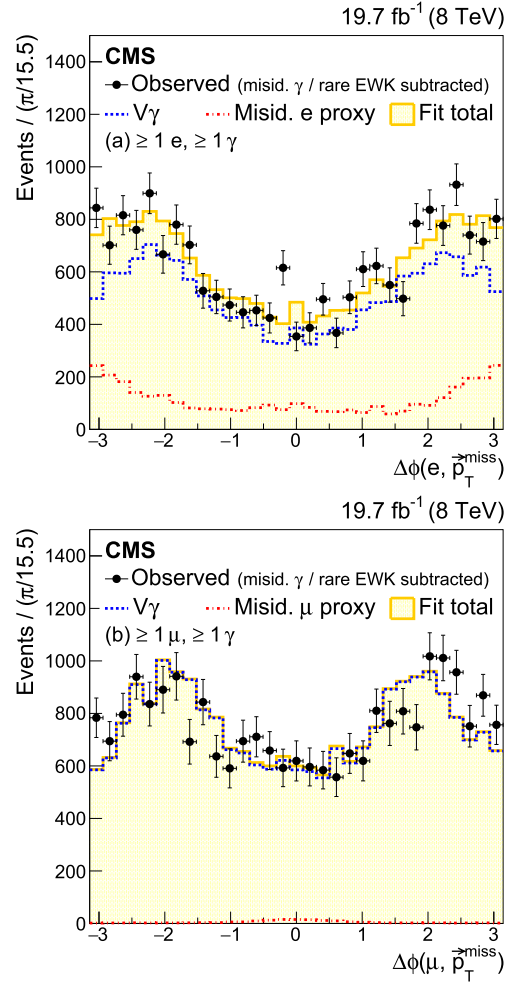


Fig. 2. Results of the $\Delta\phi(\ell, \vec{p}_T^{\text{miss}})$ template fit for events with $40 < E_T^{\text{miss}} < 70$ GeV, used to determine the $V\gamma$ and misidentified-lepton background for the (a) $e\gamma$ and (b) $\mu\gamma$ channels.

the size of the uncertainty is given (in percentage) relative to the number of events in the corresponding background or signal sample. For the background, the size of the uncertainty relative to the total number of background events is also shown. If the relative uncertainties differ significantly among background sam-

Table 2

Summary of systematic uncertainties. The third column gives the uncertainty relative to the number of events in the corresponding background or signal sample. The fourth column shows, for the background terms, the uncertainty relative to the total number of background events in the signal region.

| Name | Sample | Relative uncertainty (%) | |
|---------------------------------------|------------------------------|--------------------------|-------|
| | | Sample | Total |
| Rare background rate | Rare EWK | 50 | 19 |
| $V\gamma$ scale factor | $V\gamma$ | 14 | 6 |
| Proxy sample shape | Misidentified $\gamma\&\ell$ | 20–27 | 5 |
| Trigger and identification efficiency | Rare EWK | 8 | 3 |
| JES | EWK | 0–6 | 2 |
| $V\gamma$ shape | $V\gamma$ | 5 | 2 |
| Integrated luminosity | Rare EWK | 2.6 | 1 |
| JER | EWK | 0–2 | 1 |
| JES | Signal | 0–22 | – |
| JER | Signal | 0–17 | – |
| Trigger and identification efficiency | Signal | 8 | – |
| Initial-state radiation | Signal | 0–5 | – |
| Integrated luminosity | Signal | 2.6 | – |
| Renormalization scale and PDF | Signal | 4–41 | – |

ples because of statistical fluctuations due to the limited number of events available for the evaluation of the systematic uncertainties, the range from the minimum to the maximum relative uncertainty is shown. The dominant experimental uncertainty for the background prediction is due to the normalization scale factors applied to the rare EWK and $V\gamma$ samples. For the rare EWK sample, a 50% uncertainty is assigned as a conservative approximation of the uncertainty in the NLO-to-LO cross section ratio of $t\bar{t}\gamma$ production, which is the dominant component in this sample. Also, for the rare EWK sample, we evaluate the uncertainty due to the luminosity determination [59]. Normalization uncertainties in the background estimates of events with misidentified photons or leptons are absorbed in the uncertainty of the $V\gamma$ scale factor through the uncertainty estimation in the $\Delta\phi(\ell, \vec{p}_T^{\text{miss}})$ template fit described above. Subdominant systematic uncertainties arise from potential mismodelling of the shapes of the $V\gamma$ and proxy samples for misidentified photons and leptons.

For simulation-based background estimates, differences with respect to the data in the jet energy scale (JES) and resolution (JER) are considered as systematic uncertainties. The uncertainty associated with the JES is evaluated by varying the scale by $\pm 1\sigma$, where σ is the half-width of the 68% confidence interval around the nominal value, and recalculating the E_T^{miss} , M_T , and H_T values in the $V\gamma$ and rare EWK samples, and similarly for the JER term. The shift in the expected event yield in the signal region is taken as the estimate of the systematic uncertainty.

Table 2 also lists the systematic uncertainties considered for the signal MC samples that are used for the interpretation of the result of this search. The uncertainties due to the JES and JER are evaluated using the procedure described above. In addition, for the signal samples, uncertainties in the description of initial-state radiation as well as the renormalization scale and PDF [60] are considered.

6. Results

Fig. 3 shows the observed distributions of M_T , E_T^{miss} , photon E_T (E_T^γ), and H_T in the $e\gamma$ and $\mu\gamma$ channels, together with the background expectations obtained as described in Section 4. The ratio of the observed number of events to the total background expectation is displayed in the lower part of each panel. The M_T distribution includes all events that satisfy the event selection criteria of Table 1 except for the restrictions on M_T and E_T^{miss} . Events in the E_T^{miss} distribution must additionally satisfy $M_T > 100$ GeV, and events in the E_T^γ and H_T distributions $E_T^{\text{miss}} > 120$ GeV and $M_T > 100$ GeV. The uncertainty bands shown for the background estimates are the statistical and systematic terms added in quadrature. The data are seen to agree with the SM prediction within the uncertainties.

Fig. 4 shows a compilation of event yields compared to the total background expectations. To enhance the sensitivity to different SUSY scenarios, the signal region is further explored in bins of E_T^γ ([40, 80] and >80 GeV), H_T ([0, 100], [100, 400], and >400 GeV), and E_T^{miss} (Low, Mid, and High, corresponding to [120, 200], [200, 300], and >300 GeV, respectively). The data are found to be consistent with the background prediction in all regions. Thus no significant excess of events beyond the SM expectation is observed.

7. Interpretation

The results of the search are interpreted in terms of cross section upper limits on a GMSB model and two distinct simplified models. For each parameter point of the three models, a large

number of hard-scattering simulation events are generated. These events are processed with a detailed fast simulation of the CMS detector response [61]. A large number of minimum-bias interactions are superimposed on the hard-scattering process in order to reproduce the pileup profile observed in data. The event selection applied to the simulated signal events is identical to that applied to data, including the trigger requirements. The resulting event yields are weighted by correction factors to account for selection efficiency differences between data and simulation.

For each mass point of the signal models, a 95% confidence level (CL) cross section upper limit is obtained utilizing the ‘‘LHC-style’’ CL_s prescription [62–64], which calculates frequentist CL_s limits using the one-sided profiled likelihood as a test statistic. The SM background prediction, signal expectation, and observed number of events in each signal-region bin of the $e\gamma$ and $\mu\gamma$ channels as shown in Fig. 4 are combined into one statistical interpretation, turning the analysis into a multichannel counting experiment.

7.1. Interpretation in a GMSB model

A GMSB model with wino co-NLSPs [32], which contains both electroweak and strong production as the primary SUSY production process, is examined. All SUSY particles except for the gluino and winos are considered in the limit of very large mass values such that they do not participate in the interactions. In this limit, the lightest chargino and neutralino become purely wino-like. There is no restriction on the decays, but the gluino always undergoes at least a three-body decay and the charged wino decays to a W boson and the gravitino. The neutral wino decays to a gravitino and either a photon or a Z boson, with branching fractions dictated by the weak mixing angle and the wino mass. In the generated scans, the gluino mass ($M_{\tilde{g}}$) ranges from 715 to 1415 GeV in 50 GeV steps, and the wino mass ($M_{\tilde{W}}$) from 205 GeV to $[M_{\tilde{g}} - 10$ GeV], also in 50 GeV steps.

The SUSY particle spectra and branching fractions are determined using the SUSPECT 2.41 [65] and SDECAY 1.3 [66] programs. PYTHIA 6.4 is employed for the SUSY particle generation, decays, and the subsequent parton showers. The cross section for each mass point is determined to NLO accuracy in quantum chromodynamics using the PROSPINO 2.1 [67] program. This cross section result, along with its uncertainty, is used to derive 95% CL exclusion limits on the SUSY particle masses.

Fig. 5 shows the observed 95% CL cross section upper limits with the exclusion contours overlaid. In the figure, the dashed curves are the median and ± 1 standard deviation (σ) expected exclusion contours assuming the nominal cross sections for the signal model. The solid curves represent the observed exclusion with the signal cross sections at the nominal and $\pm 1\sigma$ values. All mass points on the bottom left side of the contours are excluded. Note that the approximate one standard deviation discrepancy between the expected and observed exclusion contours toward larger values of $M_{\tilde{W}}$ is due to an upward fluctuation observed in a single bin of the signal region with $E_T^\gamma > 80$ GeV, $E_T^{\text{miss}} > 300$ GeV, and an intermediate bin in H_T from 100 to 400 GeV.

In this inclusive GMSB model, electroweak production will always take place when the wino is light, independent of the gluino mass. Thus the exclusion curve becomes horizontal for $M_{\tilde{W}} \approx 360$ GeV. Note that for this and for all other instances in this paper where a numerical result is quoted for a mass limit, the result is based on the theoretical prediction for the cross section minus its 1σ uncertainty. The expected distributions for signal in Fig. 3 correspond to the GMSB model for the mass point $(M_{\tilde{g}}, M_{\tilde{W}}) = (915, 405)$ GeV. This mass point has competing contributions from strong and electroweak SUSY production and exhibits a non-trivial behavior in H_T as can be seen in Fig. 3(g) and (h).

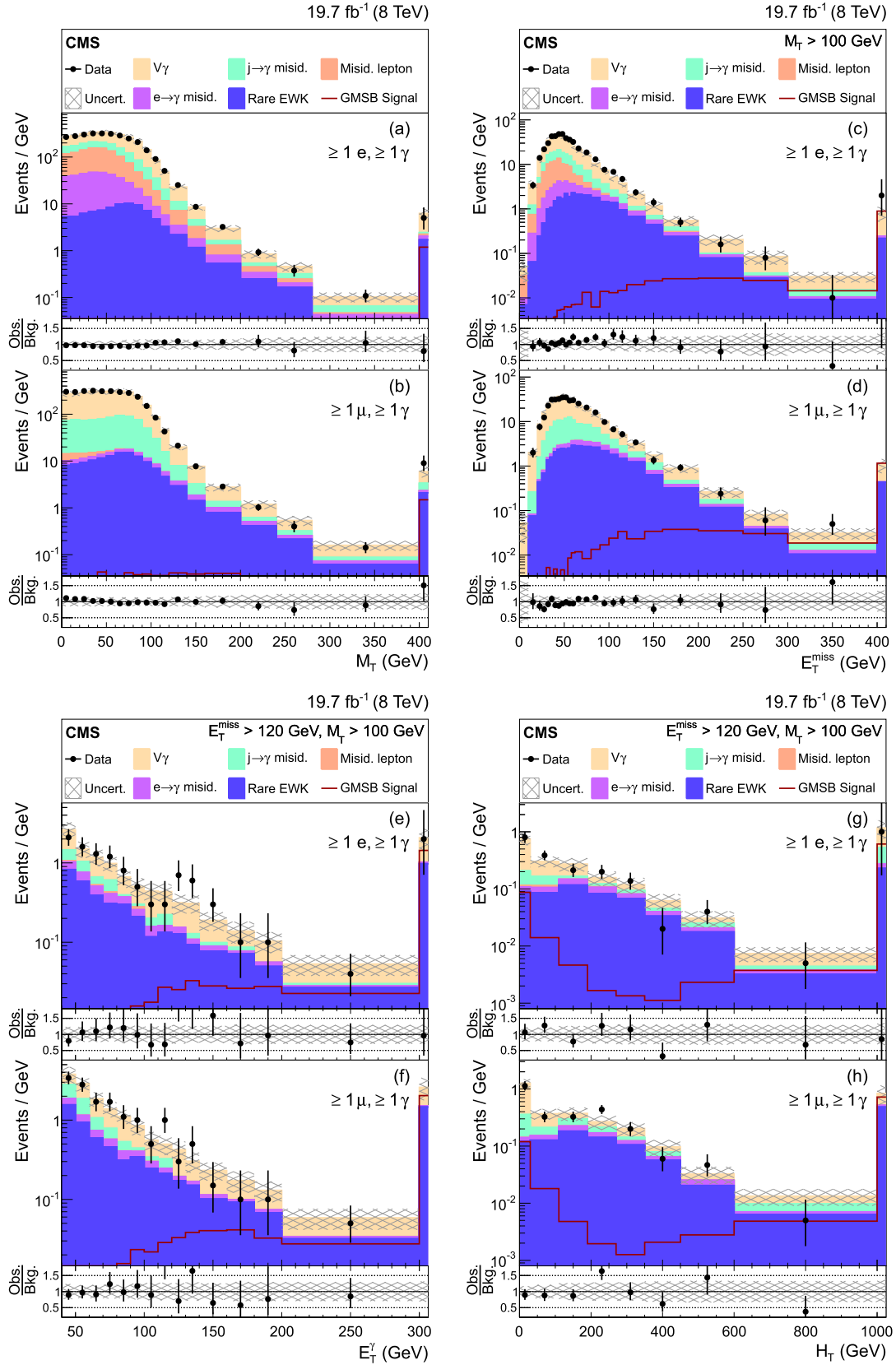


Fig. 3. Distributions of (a, b) M_T , (c, d) E_T^{miss} , (e, f) E_T^γ , and (g, h) H_T compared with the stacked background expectations for the (a, c, e, g) $e\gamma$ and (b, d, f, h) $\mu\gamma$ channels. See text for details of the event selections applied to these distributions. The rightmost bin of each plot shows the overflow, with contents that are not normalized by the bin width. Expected signal distributions from a GMSB model for a representative mass point $(M_{\tilde{g}}, M_{\tilde{W}}) = (915, 405)$ GeV are overlaid. The lower part of each panel shows the ratio of the data to the predicted background. The uncertainty bands represent the statistical and systematic terms added in quadrature.

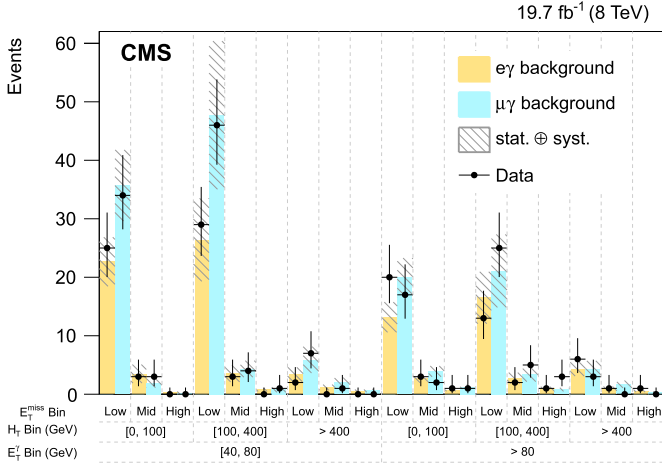


Fig. 4. Event yields in all signal region bins, compared with the combined SM background predictions. The numbers in brackets indicate the range of the bins in the signal region variables E_T^{miss} , H_T , and E_T^γ . For the E_T^{miss} bins, Low, Mid, and High correspond to the intervals [120, 200], [200, 300], and >300 GeV, respectively.

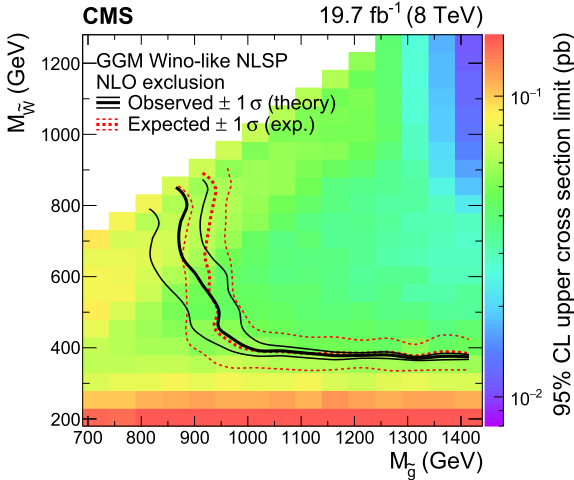


Fig. 5. Observed and expected 95% confidence level upper limits on the cross section and corresponding exclusion limits for the GMSB model.

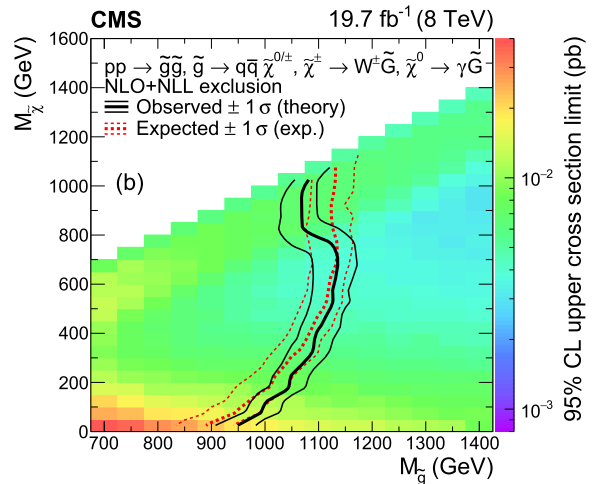
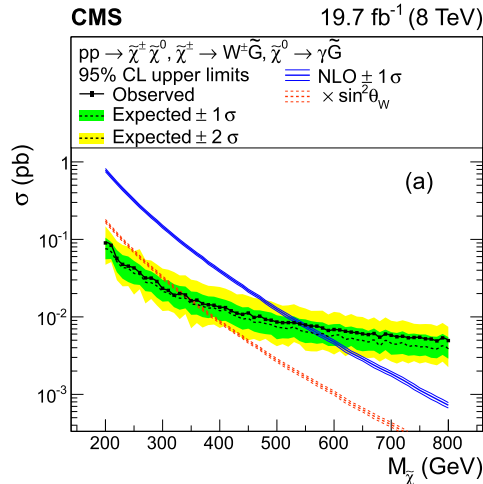


Fig. 6. Observed and expected 95% confidence level upper limits on the (a) TChiWg and (b) T5Wg simplified models. For the T5Wg model, the 95% confidence level exclusion contour is also shown.

7.2. Interpretation in simplified models

In a simplified model [68–70], a limited set of hypothetical particles and decay chains are introduced to describe a given topological signature such as the $\ell\gamma$ final state studied in this analysis. The production and decay amplitudes of these particles are parameterized in terms of the particle masses.

The two simplified models considered are denoted the TChiWg and T5Wg models. The TChiWg model is initiated by the direct production of hypothetical particles $\tilde{\chi}^\pm$ and $\tilde{\chi}^0$, whose decays are restricted to $W^\pm\tilde{G}$ and $\gamma\tilde{G}$, respectively. The gravitino \tilde{G} is nearly massless as in GMSB models. Thus, this model can be identified with electroweak production in the GMSB wino co-NLSP model, depicted by the diagram in Fig. 1(a), differing only in the decay branching fractions. The particles $\tilde{\chi}^\pm$ and $\tilde{\chi}^0$ are therefore identified with gauginos in the remainder of this paper. A mass range of $100 \leq M_{\tilde{\chi}} \leq 800$ GeV is considered, where $M_{\tilde{\chi}}$ is the degenerate mass of the gauginos. The generation of events for the T5Wg model, corresponding to the diagram in Fig. 1(b), starts with the pair production of gluinos. The two gluinos undergo three-body decays $\tilde{g} \rightarrow q\bar{q}\tilde{\chi}^\pm$ and $\tilde{g} \rightarrow q\bar{q}\tilde{\chi}^0$, followed by the decays of the $\tilde{\chi}^\pm$ and $\tilde{\chi}^0$ as discussed above. The T5Wg samples are generated in a mass region $700 \leq M_{\tilde{g}} \leq 1400$ GeV and $25 \text{ GeV} \leq M_{\tilde{\chi}} \leq [M_{\tilde{g}} - 25 \text{ GeV}]$. No other non-SM particle is involved in either model.

Events for both models are generated with the MADGRAPH 5.13 program, with up to two final-state partons in addition to the hard interaction. The events are then interfaced to PYTHIA 6.4, which is used to describe the SUSY decay chains and parton showers. The neutralino–chargino and the gluino pair production cross sections are calculated to NLO and NLO + NLL (next-to-leading logarithm) accuracy [60], respectively, and used to derive 95% exclusion limits.

Fig. 6(a) shows the computed 95% CL cross section upper limit for the TChiWg model as a function of $M_{\tilde{\chi}}$, together with the theoretical cross section. Assuming a 100% branching fraction for $\tilde{\chi}^0 \rightarrow \gamma\tilde{G}$, the mass range $100 < M_{\tilde{\chi}} < 540$ GeV is excluded, where the lower limit corresponds to the lowest $M_{\tilde{\chi}}$ included in the scan. Assuming a more physically motivated branching fraction through a rescaling of the theoretical cross section by the weak mixing angle, the exclusion range is $100 < M_{\tilde{\chi}} < 340$ GeV. The latter result is similar to the limit $M_{\tilde{W}} < 360$ GeV obtained from the GMSB model with a wino-like NLSP.

The production cross section of the T5Wg model is determined solely by $M_{\tilde{g}}$. Nevertheless, the $M_{\tilde{g}} - M_{\tilde{\chi}}$ mass difference affects the H_T and E_T^{miss} spectra, resulting in nontrivial exclusion-limit contours in the $M_{\tilde{\chi}} - M_{\tilde{g}}$ plane. The 95% CL cross section upper limits and exclusion contours for the T5Wg model are shown in Fig. 6(b). For $M_{\tilde{\chi}} > 200$ GeV, pair production of gluinos is excluded for gluino masses below 1 TeV. For $500 < M_{\tilde{\chi}} < 700$ GeV, gluinos below approximately 1.1 TeV are excluded.

8. Summary

This paper presents a search for the anomalous production of events with a photon, an electron or muon, and large missing transverse momentum produced in proton–proton collisions at $\sqrt{s} = 8$ TeV. The data are examined in bins of the photon transverse energy, the magnitude of the missing transverse momentum, and H_T , the scalar sum of jet energies. The standard model background is evaluated primarily using control samples in the data, with simulation used to evaluate backgrounds from electroweak processes. No excess of events above the standard model expectation is observed. The results of the search are interpreted as 95% confidence level upper limits on the production of new-physics events in the context of a gauge-mediated supersymmetry breaking (GMSB) model. The GMSB model is excluded for wino masses below 360 GeV. Results are also interpreted in the context of two simplified models inspired by GMSB, denoted TChiWg and T5Wg. The TChiWg model is excluded for gaugino masses below 540 GeV or, if the cross sections are scaled by the weak mixing angle, below 340 GeV. The T5Wg model with gaugino mass above 200 GeV is excluded for gluino masses below 1 TeV.

Acknowledgements

We congratulate our colleagues in the CERN accelerator departments for the excellent performance of the LHC and thank the technical and administrative staffs at CERN and at other CMS institutes for their contributions to the success of the CMS effort. In addition, we gratefully acknowledge the computing centers and personnel of the Worldwide LHC Computing Grid for delivering so effectively the computing infrastructure essential to our analyses. Finally, we acknowledge the enduring support for the construction and operation of the LHC and the CMS detector provided by the following funding agencies: BMWF and FWF (Austria); FNRS and FWO (Belgium); CNPq, CAPES, FAPERJ, and FAPESP (Brazil); MES (Bulgaria); CERN; CAS, MOST, and NSFC (China); COLCIENCIAS (Colombia); MSES and CSF (Croatia); RPF (Cyprus); MoER, ERC IUT and ERDF (Estonia); Academy of Finland, MEC, and HIP (Finland); CEA and CNRS/IN2P3 (France); BMBF, DFG, and HGF (Germany); GSRT (Greece); OTKA and NIH (Hungary); DAE and DST (India); IPM (Iran); SFI (Ireland); INFN (Italy); MSIP and NRF (Republic of Korea); LAS (Lithuania); MOE and UM (Malaysia); CINVESTAV, CONACYT, SEP, and UASLP-FAI (Mexico); MBIE (New Zealand); PAEC (Pakistan); MSHE and NSC (Poland); FCT (Portugal); JINR (Dubna); MON, RosAtom, RAS and RFBR (Russia); MESTD (Serbia); SEIDI and CPAN (Spain); Swiss Funding Agencies (Switzerland); MST (Taipei); ThEPCenter, IPST, STAR and NSTDA (Thailand); TUBITAK and TAEK (Turkey); NASU and SFFR (Ukraine); STFC (United Kingdom); DOE and National Science Foundation (USA).

Individuals have received support from the Marie-Curie program and the European Research Council and EPLANET (European Union); the Leventis Foundation; the Alfred P. Sloan Foundation; the Alexander von Humboldt Foundation; the Belgian Federal Science Policy Office; the Fonds pour la Formation à la Recherche dans l'Industrie et dans l'Agriculture (FRIA-Belgium); the

Agentschap voor Innovatie door Wetenschap en Technologie (IWT-Belgium); the Ministry of Education, Youth and Sports (MEYS) of the Czech Republic; the Council of Science and Industrial Research, India; the HOMING PLUS program of the Foundation for Polish Science, cofinanced from European Union, Regional Development Fund; the Compagnia di San Paolo (Torino); the Consorzio per la Fisica (Trieste); MIUR project 20108T4XTM (Italy); the Thalís and Aristeia programs cofinanced by EU-ESF and the Greek NSRF; the National Priorities Research Program by Qatar National Research Fund; the Rachadapisek Sompot Fund for Postdoctoral Fellowship, Chulalongkorn University (Thailand); and the Welch Foundation.

References

- [1] S.P. Martin, A supersymmetry primer, Adv. Ser. Dir. High Energy Phys. 21 (2010) 1, http://dx.doi.org/10.1142/9789814307505_0001, arXiv:hep-ph/9709356.
- [2] J. Wess, B. Zumino, Supergauge transformations in four dimensions, Nucl. Phys. B 70 (1974) 39, [http://dx.doi.org/10.1016/0550-3213\(74\)90355-1](http://dx.doi.org/10.1016/0550-3213(74)90355-1).
- [3] H.-C. Cheng, I. Low, TeV symmetry and the little hierarchy problem, J. High Energy Phys. 09 (2003) 051, <http://dx.doi.org/10.1088/1126-6708/2003/09/051>, arXiv:hep-ph/0308199.
- [4] T. Appelquist, H.-C. Cheng, B.A. Dobrescu, Bounds on universal extra dimensions, Phys. Rev. D 64 (2001) 035002, <http://dx.doi.org/10.1103/PhysRevD.64.035002>, arXiv:hep-ph/0012100.
- [5] P. Fayet, Supersymmetry and weak, electromagnetic and strong interactions, Phys. Lett. B 64 (1976) 159, [http://dx.doi.org/10.1016/0370-2693\(76\)90319-1](http://dx.doi.org/10.1016/0370-2693(76)90319-1).
- [6] G.R. Farrar, P. Fayet, Phenomenology of the production, decay, and detection of new hadronic states associated with supersymmetry, Phys. Lett. B 76 (1978) 575, [http://dx.doi.org/10.1016/0370-2693\(78\)90858-4](http://dx.doi.org/10.1016/0370-2693(78)90858-4).
- [7] S. Dimopoulos, H. Georgi, Softly broken supersymmetry and SU(5), Nucl. Phys. B 193 (1981) 150, [http://dx.doi.org/10.1016/0550-3213\(81\)90522-8](http://dx.doi.org/10.1016/0550-3213(81)90522-8).
- [8] M. Dine, W. Fischler, M. Srednicki, Supersymmetric technicolor, Nucl. Phys. B 189 (1981) 575, [http://dx.doi.org/10.1016/0550-3213\(81\)90582-4](http://dx.doi.org/10.1016/0550-3213(81)90582-4).
- [9] S. Dimopoulos, S. Raby, Supercolor, Nucl. Phys. B 192 (1981) 353, [http://dx.doi.org/10.1016/0550-3213\(81\)90430-2](http://dx.doi.org/10.1016/0550-3213(81)90430-2).
- [10] M. Dine, W. Fischler, A phenomenological model of particle physics based on supersymmetry, Phys. Lett. B 110 (1982) 227, [http://dx.doi.org/10.1016/0370-2693\(82\)91241-2](http://dx.doi.org/10.1016/0370-2693(82)91241-2).
- [11] M. Dine, W. Fischler, A supersymmetric GUT, Nucl. Phys. B 204 (1982) 346, [http://dx.doi.org/10.1016/0550-3213\(82\)90194-8](http://dx.doi.org/10.1016/0550-3213(82)90194-8).
- [12] C.R. Nappi, B.A. Ovrut, Supersymmetric extension of the SU(3) × SU(2) × U(1) model, Phys. Lett. B 113 (1982) 175, [http://dx.doi.org/10.1016/0370-2693\(82\)90418-X](http://dx.doi.org/10.1016/0370-2693(82)90418-X).
- [13] L. Alvarez-Gaume, M. Claudson, M.B. Wise, Low-energy supersymmetry, Nucl. Phys. B 207 (1982) 96, [http://dx.doi.org/10.1016/0550-3213\(82\)90138-9](http://dx.doi.org/10.1016/0550-3213(82)90138-9).
- [14] M. Dine, A.E. Nelson, Dynamical supersymmetry breaking at low-energies, Phys. Rev. D 48 (1993) 1277, <http://dx.doi.org/10.1103/PhysRevD.48.1277>, arXiv:hep-ph/9303230.
- [15] M. Dine, A.E. Nelson, Y. Shirman, Low energy dynamical supersymmetry breaking simplified, Phys. Rev. D 51 (1995) 1362, <http://dx.doi.org/10.1103/PhysRevD.51.1362>, arXiv:hep-ph/9408384.
- [16] M. Dine, A.E. Nelson, Y. Nir, Y. Shirman, New tools for low-energy dynamical supersymmetry breaking, Phys. Rev. D 53 (1996) 2658, <http://dx.doi.org/10.1103/PhysRevD.53.2658>, arXiv:hep-ph/9507378.
- [17] H. Baer, M. Brhlik, C.-H. Chen, X. Tata, Signals for the minimal gauge mediated supersymmetry breaking model at the Fermilab Tevatron collider, Phys. Rev. D 55 (1997) 4463, <http://dx.doi.org/10.1103/PhysRevD.55.4463>, arXiv:hep-ph/9610358.
- [18] S. Dimopoulos, S.D. Thomas, J.D. Wells, Sparticle spectroscopy and electroweak symmetry breaking with gauge-mediated supersymmetry breaking, Nucl. Phys. B 488 (1997) 39, [http://dx.doi.org/10.1016/S0550-3213\(97\)00030-8](http://dx.doi.org/10.1016/S0550-3213(97)00030-8), arXiv:hep-ph/9609434.
- [19] S. Dimopoulos, D.W. Sutter, The supersymmetric flavor problem, Nucl. Phys. B 452 (1995) 496, [http://dx.doi.org/10.1016/0550-3213\(95\)00421-N](http://dx.doi.org/10.1016/0550-3213(95)00421-N), arXiv:hep-ph/9504415.
- [20] P. Meade, N. Seiberg, D. Shih, General gauge mediation, Prog. Theor. Phys. Suppl. 177 (2009) 143, <http://dx.doi.org/10.1143/PTPS.177.143>, arXiv:0801.3278.
- [21] CMS Collaboration, Search for new physics in events with photons, jets, and missing transverse energy in pp collisions at $\sqrt{s} = 7$ TeV, J. High Energy Phys. 03 (2013) 111, [http://dx.doi.org/10.1007/JHEP03\(2013\)111](http://dx.doi.org/10.1007/JHEP03(2013)111), arXiv:1211.4784.
- [22] ATLAS Collaboration, Search for diphoton events with large missing transverse momentum in 7 TeV proton–proton collision data with the ATLAS detector, Phys. Lett. B 718 (2012) 411, <http://dx.doi.org/10.1016/j.physletb.2012.10.069>, arXiv:1209.0753.

- [23] T. Aaltonen, et al., CDF Collaboration, Search for supersymmetry with gauge-mediated breaking in diphoton events with missing transverse energy at CDF II, Phys. Rev. Lett. 104 (2010) 011801, <http://dx.doi.org/10.1103/PhysRevLett.104.011801>, arXiv:0910.3606.
- [24] V.M. Abazov, et al., D0 Collaboration, Search for diphoton events with large missing transverse energy in 6.3 fb^{-1} of $p\bar{p}$ collisions at $\sqrt{s} = 1.96 \text{ TeV}$, Phys. Rev. Lett. 105 (2010) 221802, <http://dx.doi.org/10.1103/PhysRevLett.105.221802>, arXiv:1008.2133.
- [25] A. Heister, et al., ALEPH Collaboration, Search for gauge mediated SUSY breaking topologies in e^+e^- collisions at centre-of-mass energies up to 209 GeV, Eur. Phys. J. C 25 (2002) 339, <http://dx.doi.org/10.1007/s10052-002-1005-z>, arXiv:hep-ex/0203024.
- [26] J. Abdallah, et al., DELPHI Collaboration, Photon events with missing energy in e^+e^- collisions at $\sqrt{s} = 130$ to 209 GeV, Eur. Phys. J. C 38 (2005) 395, <http://dx.doi.org/10.1140/epjc/s2004-02051-8>, arXiv:hep-ex/0406019.
- [27] P. Achard, et al., L3 Collaboration, Single- and multi-photon events with missing energy in e^+e^- collisions at LEP, Phys. Lett. B 587 (2004) 16, <http://dx.doi.org/10.1016/j.physletb.2004.01.010>, arXiv:hep-ex/0402002.
- [28] G. Abbiendi, et al., OPAL Collaboration, Searches for gauge-mediated supersymmetry breaking topologies in e^+e^- collisions at centre-of-mass energies up to $\sqrt{s} = 209 \text{ GeV}$, Eur. Phys. J. C 46 (2006) 307, <http://dx.doi.org/10.1140/epjc/s2006-02524-8>, arXiv:hep-ex/0507048.
- [29] A. Aktas, et al., H1 Collaboration, Search for light gravitinos in events with photons and missing transverse momentum at HERA, Phys. Lett. B 616 (2005) 31, <http://dx.doi.org/10.1016/j.physletb.2005.04.038>, arXiv:hep-ex/0501030.
- [30] CMS Collaboration, Search for long-lived particles in events with photons and missing energy in proton–proton collisions at $\sqrt{s} = 7 \text{ TeV}$, Phys. Lett. B 722 (2013) 273, <http://dx.doi.org/10.1016/j.physletb.2013.04.027>, arXiv:1212.1838.
- [31] ATLAS Collaboration, Search for nonpointing photons in the diphoton and E_T^{miss} final state in $\sqrt{s} = 7 \text{ TeV}$ proton–proton collisions using the ATLAS detector, Phys. Rev. D 88 (2013) 012001, <http://dx.doi.org/10.1103/PhysRevD.88.012001>, arXiv:1304.6310.
- [32] J.T. Ruderman, D. Shih, General neutralino NLSPs at the early LHC, J. High Energy Phys. 08 (2012) 159, [http://dx.doi.org/10.1007/JHEP08\(2012\)159](http://dx.doi.org/10.1007/JHEP08(2012)159), arXiv:1103.6083.
- [33] ATLAS Collaboration, Search for photonic signatures of gauge-mediated supersymmetry in 8 TeV pp collisions with the ATLAS detector, Phys. Rev. D 92 (2015) 072001, <http://dx.doi.org/10.1103/PhysRevD.92.072001>, arXiv:1507.05493.
- [34] CMS Collaboration, Search for supersymmetry in events with a lepton, a photon, and large missing transverse energy in pp collisions at $\sqrt{s} = 7 \text{ TeV}$, J. High Energy Phys. 06 (2011) 093, [http://dx.doi.org/10.1007/JHEP06\(2011\)093](http://dx.doi.org/10.1007/JHEP06(2011)093), arXiv:1105.3152.
- [35] CMS Collaboration, Search for supersymmetry with photons in pp collisions at $\sqrt{s} = 8 \text{ TeV}$, Phys. Rev. D 92 (2015) 072006, <http://dx.doi.org/10.1103/PhysRevD.92.072006>, arXiv:1507.02898.
- [36] D. Acosta, et al., CDF Collaboration, Search for new physics in photon–lepton events in $p\bar{p}$ collisions at $\sqrt{s} = 1.8 \text{ TeV}$, Phys. Rev. D 66 (2002) 012004, <http://dx.doi.org/10.1103/PhysRevD.66.012004>, arXiv:hep-ex/0110015.
- [37] ATLAS Collaboration, Search for direct production of charginos, neutralinos and sleptons in final states with two leptons and missing transverse momentum in pp collisions at $\sqrt{s} = 8 \text{ TeV}$ with the ATLAS detector, J. High Energy Phys. 05 (2014) 071, [http://dx.doi.org/10.1007/JHEP05\(2014\)071](http://dx.doi.org/10.1007/JHEP05(2014)071), arXiv:1403.5294.
- [38] CMS Collaboration, Searches for electroweak production of charginos, neutralinos, and sleptons decaying to leptons and W, Z, and Higgs bosons in pp collisions at 8 TeV, Eur. Phys. J. C 74 (2014) 3036, <http://dx.doi.org/10.1140/epjc/s10052-014-3036-7>, arXiv:1405.7570.
- [39] CMS Collaboration, The CMS experiment at the CERN LHC, J. Instrum. 3 (2008) S08004, <http://dx.doi.org/10.1088/1748-0221/3/08/S08004>.
- [40] CMS Collaboration, Performance of photon reconstruction and identification with the CMS detector in proton–proton collisions at $\sqrt{s} = 8 \text{ TeV}$, J. Instrum. 10 (2015) P08010, <http://dx.doi.org/10.1088/1748-0221/10/08/P08010>, arXiv:1502.02702.
- [41] CMS Collaboration, Performance of electron reconstruction and selection with the CMS detector in proton–proton collisions at $\sqrt{s} = 8 \text{ TeV}$, J. Instrum. 10 (2015) P06005, <http://dx.doi.org/10.1088/1748-0221/10/06/P06005>, arXiv:1502.02701.
- [42] CMS Collaboration, Performance of CMS muon reconstruction in pp collision events at $\sqrt{s} = 7 \text{ TeV}$, J. Instrum. 7 (2012) P10002, <http://dx.doi.org/10.1088/1748-0221/7/10/P10002>, arXiv:1206.4071.
- [43] CMS Collaboration, Particle-flow event reconstruction in CMS and performance for jets, taus, and E_T^{miss} , CMS Physics Analysis Summary CMS-PAS-PFT-09-001, CERN, 2009, <http://cdsweb.cern.ch/record/1194487>.
- [44] CMS Collaboration, Commissioning of the particle-flow event reconstruction with the first LHC collisions recorded in the CMS detector, Technical Report CMS-PAS-PFT-10-001, CERN, 2010, <https://cds.cern.ch/record/1247373>.
- [45] CMS Collaboration, Energy calibration and resolution of the CMS electromagnetic calorimeter in pp collisions at $\sqrt{s} = 7 \text{ TeV}$, J. Instrum. 8 (2013) P09009, <http://dx.doi.org/10.1088/1748-0221/8/09/P09009>, arXiv:1306.2016.
- [46] M. Cacciari, G.P. Salam, G. Soyez, The anti- k_t jet clustering algorithm, J. High Energy Phys. 04 (2008) 063, <http://dx.doi.org/10.1088/1126-6708/2008/04/063>, arXiv:0802.1189.
- [47] M. Cacciari, G.P. Salam, G. Soyez, FastJet user manual, Eur. Phys. J. C 72 (2012) 1896, <http://dx.doi.org/10.1140/epjc/s10052-012-1896-2>, arXiv:1111.6097.
- [48] CMS Collaboration, Determination of jet energy calibration and transverse momentum resolution in CMS, J. Instrum. 6 (2011) P11002, <http://dx.doi.org/10.1088/1748-0221/6/11/P11002>, arXiv:1107.4277.
- [49] CMS Collaboration, Pileup jet identification, CMS Physics Analysis Summary CMS-PAS-JME-13-005, CERN, 2013, <http://cdsweb.cern.ch/record/1581583>.
- [50] Particle Data Group, K.A. Olive, et al., Review of particle physics, Chin. Phys. C 38 (2014) 090001, <http://dx.doi.org/10.1088/1674-1137/38/9/090001>.
- [51] CMS Collaboration, Measurements of inclusive W and Z cross sections in pp collisions at $\sqrt{s} = 7 \text{ TeV}$, J. High Energy Phys. 01 (2011) 080, [http://dx.doi.org/10.1007/JHEP01\(2011\)080](http://dx.doi.org/10.1007/JHEP01(2011)080), arXiv:1012.2466.
- [52] J. Alwall, R. Frederix, S. Frixione, V. Hirschi, F. Maltoni, O. Mattelaer, H.-S. Shao, T. Stelzer, P. Torrielli, M. Zaro, The automated computation of tree-level and next-to-leading order differential cross sections, and their matching to parton shower simulations, J. High Energy Phys. 07 (2014) 079, [http://dx.doi.org/10.1007/JHEP07\(2014\)079](http://dx.doi.org/10.1007/JHEP07(2014)079), arXiv:1405.0301.
- [53] T. Sjöstrand, S. Mrenna, P. Skands, PYTHIA 6.4 physics and manual, J. High Energy Phys. 05 (2006) 026, <http://dx.doi.org/10.1088/1126-6708/2006/05/026>, arXiv:hep-ph/0603175.
- [54] J. Pumplin, D.R. Stump, J. Huston, H.-L. Lai, P. Nadolsky, W.-K. Tung, New generation of parton distributions with uncertainties from global QCD analysis, J. High Energy Phys. 07 (2002) 012, <http://dx.doi.org/10.1088/1126-6708/2002/07/012>, arXiv:hep-ph/0201195.
- [55] S. Agostinelli, et al., GEANT4 Collaboration, GEANT4—a simulation toolkit, Nucl. Instrum. Methods Phys. Res., Sect. A, Accel. Spectrom. Detect. Assoc. Equip. 506 (2003) 250, [http://dx.doi.org/10.1016/S0168-9002\(03\)01368-8](http://dx.doi.org/10.1016/S0168-9002(03)01368-8).
- [56] K. Melnikov, M. Schulze, A. Scharf, QCD corrections to top quark pair production in association with a photon at hadron colliders, Phys. Rev. D 83 (2011) 074013, <http://dx.doi.org/10.1103/PhysRevD.83.074013>, arXiv:1102.1967.
- [57] ATLAS Collaboration, Measurements of $W\gamma$ and $Z\gamma$ production in pp collisions at $\sqrt{s} = 7 \text{ TeV}$ with the ATLAS detector at the LHC, Phys. Rev. D 87 (2013) 112003, <http://dx.doi.org/10.1103/PhysRevD.87.112003>, arXiv:1302.1283.
- [58] CMS Collaboration, Measurement of the $W\gamma$ and $Z\gamma$ inclusive cross sections in pp collisions at $\sqrt{s} = 7 \text{ TeV}$ and limits on anomalous triple gauge boson couplings, Phys. Rev. D 89 (2014) 092005, <http://dx.doi.org/10.1103/PhysRevD.89.092005>, arXiv:1308.6832.
- [59] CMS Collaboration (CMS), CMS luminosity based on pixel cluster counting – summer 2013 update, CMS Physics Analysis Summary CMS-PAS-LUM-13-001, 2013, <http://cds.cern.ch/record/1598864>.
- [60] M. Krämer, A. Kulesza, R. van der Leeuw, M. Mangano, S. Padhi, T. Plehn, X. Portell, Supersymmetry production cross sections in pp collisions at $\sqrt{s} = 7 \text{ TeV}$, arXiv:1206.2892, 2012.
- [61] CMS Collaboration, Comparison of the fast simulation of CMS with the first LHC data, CMS Detector Performance Summary CMS-DP-2010-039, CERN, 2010, <http://cds.cern.ch/record/1309890>.
- [62] T. Junk, Confidence level computation for combining searches with small statistics, Nucl. Instrum. Methods Phys. Res., Sect. A, Accel. Spectrom. Detect. Assoc. Equip. 434 (1999) 435, [http://dx.doi.org/10.1016/S0168-9002\(99\)00498-2](http://dx.doi.org/10.1016/S0168-9002(99)00498-2), arXiv:hep-ex/9902006.
- [63] A.L. Read, Presentation of search results: the CL_s technique, J. Phys. G 28 (2002) 2693, <http://dx.doi.org/10.1088/0954-3899/28/10/313>.
- [64] ATLAS and CMS Collaborations, Procedure for the LHC Higgs boson search combination in Summer 2011, Technical Report CMS-NOTE-2011-005, ATL-PHYS-PUB-2011-11, CERN, 2011, <http://cds.cern.ch/record/1379837>.
- [65] A. Djouadi, J.-L. Kneur, G. Moultaka, SuSpect: a Fortran code for the supersymmetric and Higgs particle spectrum in the MSSM, Comput. Phys. Commun. 176 (2007) 426, <http://dx.doi.org/10.1016/j.cpc.2006.11.009>, arXiv:hep-ph/0211331.
- [66] M. Mühlleitner, A. Djouadi, Y. Mambrini, SDECAY: a Fortran code for the decays of the supersymmetric particles in the MSSM, Comput. Phys. Commun. 168 (2005) 46, <http://dx.doi.org/10.1016/j.cpc.2005.01.012>, arXiv:hep-ph/0311167.
- [67] W. Beenakker, R. Höpker, M. Spira, PROSPINO: a program for the production of supersymmetric particles in next-to-leading order QCD, arXiv:hep-ph/9611232, 1996.
- [68] J. Alwall, P. Schuster, N. Toro, Simplified models for a first characterization of new physics at the LHC, Phys. Rev. D 79 (2009) 075020, <http://dx.doi.org/10.1103/PhysRevD.79.075020>, arXiv:0810.3921.
- [69] D. Alves, E. Izaguirre, J.G. Wacker, Where the sidewalk ends: jets and missing energy search strategies for the 7 TeV LHC, J. High Energy Phys. 10 (2011) 012, [http://dx.doi.org/10.1007/JHEP10\(2011\)012](http://dx.doi.org/10.1007/JHEP10(2011)012), arXiv:1102.5338.
- [70] D. Alves, N. Arkani-Hamed, S. Arora, Y. Bai, M. Baumgart, J. Berger, M. Buckley, B. Butler, S. Chang, H.-C. Cheng, C. Cheung, R.S. Chivukula, W.S. Cho, R. Cotta, M. D'Alfonso, et al., Simplified models for LHC new physics searches, J. Phys. G 39 (2012) 105005, <http://dx.doi.org/10.1088/0954-3899/39/10/105005>, arXiv:1105.2838.

CMS Collaboration

V. Khachatryan, A.M. Sirunyan, A. Tumasyan

Yerevan Physics Institute, Yerevan, Armenia

W. Adam, E. Asilar, T. Bergauer, J. Brandstetter, E. Brondolin, M. Dragicevic, J. Erö, M. Flechl, M. Friedl, R. Frühwirth¹, V.M. Ghete, C. Hartl, N. Hörmann, J. Hrubec, M. Jeitler¹, V. Knünz, A. König, M. Krammer¹, I. Krätschmer, D. Liko, T. Matsushita, I. Mikulec, D. Rabady², B. Rahbaran, H. Rohringer, J. Schieck¹, R. Schöfbeck, J. Strauss, W. Treberer-Treberspurg, W. Waltenberger, C.-E. Wulz¹

Institut für Hochenergiephysik der OeAW, Wien, Austria

V. Mossolov, N. Shumeiko, J. Suarez Gonzalez

National Centre for Particle and High Energy Physics, Minsk, Belarus

S. Alderweireldt, T. Cornelis, E.A. De Wolf, X. Janssen, A. Knutsson, J. Lauwers, S. Luyckx, S. Ochesanu, R. Rougny, M. Van De Klundert, H. Van Haevermaet, P. Van Mechelen, N. Van Remortel, A. Van Spilbeeck

Universiteit Antwerpen, Antwerpen, Belgium

S. Abu Zeid, F. Blekman, J. D'Hondt, N. Daci, I. De Bruyn, K. Deroover, N. Heracleous, J. Keaveney, S. Lowette, L. Moreels, A. Olbrechts, Q. Python, D. Strom, S. Tavernier, W. Van Doninck, P. Van Mulders, G.P. Van Onsem, I. Van Parijs

Vrije Universiteit Brussel, Brussel, Belgium

P. Barria, C. Caillol, B. Clerbaux, G. De Lentdecker, H. Delannoy, D. Dobur, G. Fasanella, L. Favart, A.P.R. Gay, A. Grebenyuk, T. Lenzi, A. Léonard, T. Maerschalk, A. Marinov, L. Perniè, A. Randle-conde, T. Reis, T. Seva, C. Vander Velde, P. Vanlaer, R. Yonamine, F. Zenoni, F. Zhang³

Université Libre de Bruxelles, Bruxelles, Belgium

K. Beernaert, L. Benucci, A. Cimmino, S. Crucy, A. Fagot, G. Garcia, M. Gul, J. Mccartin, A.A. Ocampo Rios, D. Poyraz, D. Ryckbosch, S. Salva, M. Sigamani, N. Strobbe, M. Tytgat, W. Van Driessche, E. Yazgan, N. Zaganidis

Ghent University, Ghent, Belgium

S. Basegmez, C. Beluffi⁴, O. Bondu, S. Brochet, G. Bruno, R. Castello, A. Caudron, L. Ceard, G.G. Da Silva, C. Delaere, D. Favart, L. Forthomme, A. Giammanco⁵, J. Hollar, A. Jafari, P. Jez, M. Komm, V. Lemaître, A. Mertens, C. Nuttens, L. Perrini, A. Pin, K. Piotrkowski, A. Popov⁶, L. Quertenmont, M. Selvaggi, M. Vidal Marono

Université Catholique de Louvain, Louvain-la-Neuve, Belgium

N. Beliy, G.H. Hammad

Université de Mons, Mons, Belgium

W.L. Aldá Júnior, G.A. Alves, L. Brito, M. Correa Martins Junior, T. Dos Reis Martins, C. Hensel, C. Mora Herrera, A. Moraes, M.E. Pol, P. Rebello Teles

Centro Brasileiro de Pesquisas Físicas, Rio de Janeiro, Brazil

E. Belchior Batista Das Chagas, W. Carvalho, J. Chinellato⁷, A. Custódio, E.M. Da Costa, D. De Jesus Damiao, C. De Oliveira Martins, S. Fonseca De Souza, L.M. Huertas Guativa, H. Malbouisson, D. Matos Figueiredo, L. Mundim, H. Nogima, W.L. Prado Da Silva, A. Santoro, A. Sznajder, E.J. Tonelli Manganote⁷, A. Vilela Pereira

Universidade do Estado do Rio de Janeiro, Rio de Janeiro, Brazil

S. Ahuja^a, C.A. Bernardes^b, A. De Souza Santos^b, S. Dogra^a, T.R. Fernandez Perez Tomei^a,
E.M. Gregores^b, P.G. Mercadante^b, C.S. Moon^{a,8}, S.F. Novaes^a, Sandra S. Padula^a, D. Romero Abad,
J.C. Ruiz Vargas

^a Universidade Estadual Paulista, São Paulo, Brazil

^b Universidade Federal do ABC, São Paulo, Brazil

A. Aleksandrov, V. Genchev[†], R. Hadjiiska, P. Iaydjiev, S. Piperov, M. Rodozov, S. Stoykova, G. Sultanov,
M. Vutova

Institute for Nuclear Research and Nuclear Energy, Sofia, Bulgaria

A. Dimitrov, I. Glushkov, L. Litov, B. Pavlov, P. Petkov

University of Sofia, Sofia, Bulgaria

M. Ahmad, J.G. Bian, G.M. Chen, H.S. Chen, M. Chen, T. Cheng, R. Du, C.H. Jiang, R. Plestina⁹, F. Romeo,
S.M. Shaheen, J. Tao, C. Wang, Z. Wang, H. Zhang

Institute of High Energy Physics, Beijing, China

C. Asawatangtrakuldee, Y. Ban, Q. Li, S. Liu, Y. Mao, S.J. Qian, D. Wang, Z. Xu, W. Zou

State Key Laboratory of Nuclear Physics and Technology, Peking University, Beijing, China

C. Avila, A. Cabrera, L.F. Chaparro Sierra, C. Florez, J.P. Gomez, B. Gomez Moreno, J.C. Sanabria

Universidad de Los Andes, Bogota, Colombia

N. Godinovic, D. Lelas, D. Polic, I. Puljak

University of Split, Faculty of Electrical Engineering, Mechanical Engineering and Naval Architecture, Split, Croatia

Z. Antunovic, M. Kovac

University of Split, Faculty of Science, Split, Croatia

V. Brigljevic, K. Kadija, J. Luetic, L. Sudic

Institute Rudjer Boskovic, Zagreb, Croatia

A. Attikis, G. Mavromanolakis, J. Mousa, C. Nicolaou, F. Ptochos, P.A. Razis, H. Rykaczewski

University of Cyprus, Nicosia, Cyprus

M. Bodlak, M. Finger¹⁰, M. Finger Jr.¹⁰

Charles University, Prague, Czech Republic

R. Aly¹¹, E. El-khateeb¹², T. Elkafrawy¹², A. Lotfy¹³, A. Mohamed¹⁴, A. Radi^{15,12}, E. Salama^{12,15},
A. Sayed^{12,15}

Academy of Scientific Research and Technology of the Arab Republic of Egypt, Egyptian Network of High Energy Physics, Cairo, Egypt

B. Calpas, M. Kadastik, M. Murumaa, M. Raidal, A. Tiko, C. Veelken

National Institute of Chemical Physics and Biophysics, Tallinn, Estonia

P. Eerola, J. Pekkanen, M. Voutilainen

Department of Physics, University of Helsinki, Helsinki, Finland

J. Härkönen, V. Karimäki, R. Kinnunen, T. Lampén, K. Lassila-Perini, S. Lehti, T. Lindén, P. Luukka,
T. Mäenpää, T. Peltola, E. Tuominen, J. Tuominiemi, E. Tuovinen, L. Wendland

Helsinki Institute of Physics, Helsinki, Finland

J. Talvitie, T. Tuuva

Lappeenranta University of Technology, Lappeenranta, Finland

M. Besancon, F. Couderc, M. Dejardin, D. Denegri, B. Fabbro, J.L. Faure, C. Favaro, F. Ferri, S. Ganjour, A. Givernaud, P. Gras, G. Hamel de Monchenault, P. Jarry, E. Locci, M. Machet, J. Malcles, J. Rander, A. Rosowsky, M. Titov, A. Zghiche

DSM/IRFU, CEA/Saclay, Gif-sur-Yvette, France

S. Baffioni, F. Beaudette, P. Busson, L. Cadamuro, E. Chapon, C. Charlot, T. Dahms, O. Davignon, N. Filipovic, A. Florent, R. Granier de Cassagnac, S. Lisniak, L. Mastrolorenzo, P. Miné, I.N. Naranjo, M. Nguyen, C. Ochando, G. Ortona, P. Paganini, S. Regnard, R. Salerno, J.B. Sauvan, Y. Sirois, T. Strebler, Y. Yilmaz, A. Zabi

Laboratoire Leprince-Ringuet, Ecole Polytechnique, IN2P3–CNRS, Palaiseau, France

J.-L. Agram¹⁶, J. Andrea, A. Aubin, D. Bloch, J.-M. Brom, M. Buttignol, E.C. Chabert, N. Chanon, C. Collard, E. Conte¹⁶, X. Coubez, J.-C. Fontaine¹⁶, D. Gelé, U. Goerlach, C. Goetzmann, A.-C. Le Bihan, J.A. Merlin², K. Skovpen, P. Van Hove

Institut Pluridisciplinaire Hubert Curien, Université de Strasbourg, Université de Haute Alsace Mulhouse, CNRS/IN2P3, Strasbourg, France

S. Gadrat

Centre de Calcul de l'Institut National de Physique Nucleaire et de Physique des Particules, CNRS/IN2P3, Villeurbanne, France

S. Beauceron, C. Bernet, G. Boudoul, E. Bouvier, C.A. Carrillo Montoya, J. Chasserat, R. Chierici, D. Contardo, B. Courbon, P. Depasse, H. El Mamouni, J. Fan, J. Fay, S. Gascon, M. Gouzevitch, B. Ille, I.B. Laktineh, M. Lethuillier, L. Mirabito, A.L. Pequegnot, S. Perries, J.D. Ruiz Alvarez, D. Sabes, L. Sgandurra, V. Sordini, M. Vander Donckt, P. Verdier, S. Viret, H. Xiao

Université de Lyon, Université Claude Bernard Lyon 1, CNRS–IN2P3, Institut de Physique Nucléaire de Lyon, Villeurbanne, France

T. Toriashvili¹⁷

Georgian Technical University, Tbilisi, Georgia

Z. Tsamalaidze¹⁰

Tbilisi State University, Tbilisi, Georgia

C. Autermann, S. Beranek, M. Edelhoff, L. Feld, A. Heister, M.K. Kiesel, K. Klein, M. Lipinski, A. Ostapchuk, M. Preuten, F. Raupach, J. Sammet, S. Schael, J.F. Schulte, T. Verlage, H. Weber, B. Wittmer, V. Zhukov⁶

RWTH Aachen University, I. Physikalisches Institut, Aachen, Germany

M. Ata, M. Brodski, E. Dietz-Laursonn, D. Duchardt, M. Endres, M. Erdmann, S. Erdweg, T. Esch, R. Fischer, A. Güth, T. Hebbeker, C. Heidemann, K. Hoepfner, D. Klingebiel, S. Knutzen, P. Kreuzer, M. Merschmeyer, A. Meyer, P. Millet, M. Olschewski, K. Padeken, P. Papacz, T. Pook, M. Radziej, H. Reithler, M. Rieger, F. Scheuch, L. Sonnenschein, D. Teysier, S. Thüer

RWTH Aachen University, III. Physikalisches Institut A, Aachen, Germany

V. Cherepanov, Y. Erdogan, G. Flügge, H. Geenen, M. Geisler, F. Hoehle, B. Kargoll, T. Kress, Y. Kuessel, A. Künsken, J. Lingemann², A. Nehr Korn, A. Nowack, I.M. Nugent, C. Pistone, O. Pooth, A. Stahl

RWTH Aachen University, III. Physikalisches Institut B, Aachen, Germany

M. Aldaya Martin, I. Asin, N. Bartosik, O. Behnke, U. Behrens, A.J. Bell, K. Borras, A. Burgmeier, A. Cakir, L. Calligaris, A. Campbell, S. Choudhury, F. Costanza, C. Diez Pardos, G. Dolinska, S. Dooling, T. Dorland, G. Eckerlin, D. Eckstein, T. Eichhorn, G. Flucke, E. Gallo, J. Garay Garcia, A. Geiser, A. Gizhko,

P. Gunnellini, J. Hauk, M. Hempel¹⁸, H. Jung, A. Kalogeropoulos, O. Karacheban¹⁸, M. Kasemann, P. Katsas, J. Kieseler, C. Kleinwort, I. Korol, W. Lange, J. Leonard, K. Lipka, A. Lobanov, W. Lohmann¹⁸, R. Mankel, I. Marfin¹⁸, I.-A. Melzer-Pellmann, A.B. Meyer, G. Mittag, J. Mnich, A. Mussgiller, S. Naumann-Emme, A. Nayak, E. Ntomari, H. Perrey, D. Pitzl, R. Placakyte, A. Raspereza, P.M. Ribeiro Cipriano, B. Roland, M.Ö. Sahin, P. Saxena, T. Schoerner-Sadenius, M. Schröder, C. Seitz, S. Spannagel, K.D. Trippkewitz, R. Walsh, C. Wissing

Deutsches Elektronen-Synchrotron, Hamburg, Germany

V. Blobel, M. Centis Vignali, A.R. Draeger, J. Erfle, E. Garutti, K. Goebel, D. Gonzalez, M. Görner, J. Haller, M. Hoffmann, R.S. Höing, A. Junkes, R. Klanner, R. Kogler, T. Lapsien, T. Lenz, I. Marchesini, D. Marconi, D. Nowatschin, J. Ott, F. Pantaleo², T. Peiffer, A. Perieanu, N. Pietsch, J. Poehlsen, D. Rathjens, C. Sander, H. Schettler, P. Schleper, E. Schlieckau, A. Schmidt, J. Schwandt, M. Seidel, V. Sola, H. Stadie, G. Steinbrück, H. Tholen, D. Troendle, E. Usai, L. Vanelderden, A. Vanhoefer

University of Hamburg, Hamburg, Germany

M. Akbiyik, C. Barth, C. Baus, J. Berger, C. Böser, E. Butz, T. Chwalek, F. Colombo, W. De Boer, A. Descroix, A. Dierlamm, M. Feindt, F. Frensch, M. Giffels, A. Gilbert, F. Hartmann², U. Husemann, F. Kassel², I. Katkov⁶, A. Kornmayer², P. Lobelle Pardo, M.U. Mozer, T. Müller, Th. Müller, M. Plagge, G. Quast, K. Rabbertz, S. Röcker, F. Roscher, H.J. Simonis, F.M. Stober, R. Ulrich, J. Wagner-Kuhr, S. Wayand, T. Weiler, C. Wöhrmann, R. Wolf

Institut für Experimentelle Kernphysik, Karlsruhe, Germany

G. Anagnostou, G. Daskalakis, T. Geralis, V.A. Giakoumopoulou, A. Kyriakis, D. Loukas, A. Markou, A. Psallidas, I. Topsis-Giotis

Institute of Nuclear and Particle Physics (INPP), NCSR Demokritos, Aghia Paraskevi, Greece

A. Agapitos, S. Kesisoglou, A. Panagiotou, N. Saoulidou, E. Tziaferi

University of Athens, Athens, Greece

I. Evangelou, G. Flouris, C. Foudas, P. Kokkas, N. Loukas, N. Manthos, I. Papadopoulos, E. Paradas, J. Strologas

University of Ioánnina, Ioánnina, Greece

G. Bencze, C. Hajdu, A. Hazi, P. Hidas, D. Horvath¹⁹, F. Sikler, V. Veszpremi, G. Vesztergombi²⁰, A.J. Zsigmond

Wigner Research Centre for Physics, Budapest, Hungary

N. Beni, S. Czellar, J. Karancsi²¹, J. Molnar, Z. Szillasi

Institute of Nuclear Research ATOMKI, Debrecen, Hungary

M. Bartók²², A. Makovec, P. Raics, Z.L. Trocsanyi, B. Ujvari

University of Debrecen, Debrecen, Hungary

P. Mal, K. Mandal, N. Sahoo, S.K. Swain

National Institute of Science Education and Research, Bhubaneswar, India

S. Bansal, S.B. Beri, V. Bhatnagar, R. Chawla, R. Gupta, U. Bhawandeep, A.K. Kalsi, A. Kaur, M. Kaur, R. Kumar, A. Mehta, M. Mittal, N. Nishu, J.B. Singh, G. Walia

Panjab University, Chandigarh, India

Ashok Kumar, Arun Kumar, A. Bhardwaj, B.C. Choudhary, R.B. Garg, A. Kumar, S. Malhotra, M. Naimuddin, K. Ranjan, R. Sharma, V. Sharma

University of Delhi, Delhi, India

S. Banerjee, S. Bhattacharya, K. Chatterjee, S. Dey, S. Dutta, Sa. Jain, Sh. Jain, R. Khurana, N. Majumdar, A. Modak, K. Mondal, S. Mukherjee, S. Mukhopadhyay, A. Roy, D. Roy, S. Roy Chowdhury, S. Sarkar, M. Sharan

Saha Institute of Nuclear Physics, Kolkata, India

A. Abdulsalam, R. Chudasama, D. Dutta, V. Jha, V. Kumar, A.K. Mohanty², L.M. Pant, P. Shukla, A. Topkar

Bhabha Atomic Research Centre, Mumbai, India

T. Aziz, S. Banerjee, S. Bhowmik²³, R.M. Chatterjee, R.K. Dewanjee, S. Dugad, S. Ganguly, S. Ghosh, M. Guchait, A. Gurtu²⁴, G. Kole, S. Kumar, B. Mahakud, M. Maity²³, G. Majumder, K. Mazumdar, S. Mitra, G.B. Mohanty, B. Parida, T. Sarkar²³, K. Sudhakar, N. Sur, B. Sutar, N. Wickramage²⁵

Tata Institute of Fundamental Research, Mumbai, India

S. Sharma

Indian Institute of Science Education and Research (IISER), Pune, India

H. Bakhshiansohi, H. Behnamian, S.M. Etesami²⁶, A. Fahim²⁷, R. Goldouzian, M. Khakzad, M. Mohammadi Najafabadi, M. Naseri, S. Paktinat Mehdiabadi, F. Rezaei Hosseinabadi, B. Safarzadeh²⁸, M. Zeinali

Institute for Research in Fundamental Sciences (IPM), Tehran, Iran

M. Felcini, M. Grunewald

University College Dublin, Dublin, Ireland

M. Abbrescia^{a,b}, C. Calabria^{a,b}, C. Caputo^{a,b}, S.S. Chhibra^{a,b}, A. Colaleo^a, D. Creanza^{a,c}, L. Cristella^{a,b}, N. De Filippis^{a,c}, M. De Palma^{a,b}, L. Fiore^a, G. Iaselli^{a,c}, G. Maggi^{a,c}, M. Maggi^a, G. Miniello^{a,b}, S. My^{a,c}, S. Nuzzo^{a,b}, A. Pompili^{a,b}, G. Pugliese^{a,c}, R. Radogna^{a,b}, A. Ranieri^a, G. Selvaggi^{a,b}, L. Silvestris^{a,2}, R. Venditti^{a,b}, P. Verwilligen^a

^a INFN Sezione di Bari, Bari, Italy

^b Università di Bari, Bari, Italy

^c Politecnico di Bari, Bari, Italy

G. Abbiendi^a, C. Battilana², A.C. Benvenuti^a, D. Bonacorsi^{a,b}, S. Braibant-Giacomelli^{a,b}, L. Brigliadori^{a,b}, R. Campanini^{a,b}, P. Capiluppi^{a,b}, A. Castro^{a,b}, F.R. Cavallo^a, G. Codispoti^{a,b}, M. Cuffiani^{a,b}, G.M. Dallavalle^a, F. Fabbri^a, A. Fanfani^{a,b}, D. Fasanella^{a,b}, P. Giacomelli^a, C. Grandi^a, L. Guiducci^{a,b}, S. Marcellini^a, G. Masetti^a, A. Montanari^a, F.L. Navarria^{a,b}, A. Perrotta^a, A.M. Rossi^{a,b}, T. Rovelli^{a,b}, G.P. Siroli^{a,b}, N. Tosi^{a,b}, R. Travaglini^{a,b}

^a INFN Sezione di Bologna, Bologna, Italy

^b Università di Bologna, Bologna, Italy

G. Cappello^a, M. Chiorboli^{a,b}, S. Costa^{a,b}, F. Giordano^{a,c}, R. Potenza^{a,b}, A. Tricomi^{a,b}, C. Tuve^{a,b}

^a INFN Sezione di Catania, Catania, Italy

^b Università di Catania, Catania, Italy

^c CSFNSM, Catania, Italy

G. Barbagli^a, V. Ciulli^{a,b}, C. Civinini^a, R. D'Alessandro^{a,b}, E. Focardi^{a,b}, S. Gonzi^{a,b}, V. Gori^{a,b}, P. Lenzi^{a,b}, M. Meschini^a, S. Paoletti^a, G. Sguazzoni^a, A. Tropiano^{a,b}, L. Viliani^{a,b}

^a INFN Sezione di Firenze, Firenze, Italy

^b Università di Firenze, Firenze, Italy

L. Benussi, S. Bianco, F. Fabbri, D. Piccolo

INFN Laboratori Nazionali di Frascati, Frascati, Italy

V. Calvelli^{a,b}, F. Ferro^a, M. Lo Vetere^{a,b}, M.R. Monge^{a,b}, E. Robutti^a, S. Tosi^{a,b}

^a *INFN Sezione di Genova, Genova, Italy*

^b *Università di Genova, Genova, Italy*

M.E. Dinardo^{a,b}, S. Fiorendi^{a,b}, S. Gennai^a, R. Gerosa^{a,b}, A. Ghezzi^{a,b}, P. Govoni^{a,b}, S. Malvezzi^a, R.A. Manzoni^{a,b}, B. Marzocchi^{a,b,2}, D. Menasce^a, L. Moroni^a, M. Paganoni^{a,b}, D. Pedrini^a, S. Ragazzi^{a,b}, N. Redaelli^a, T. Tabarelli de Fatis^{a,b}

^a *INFN Sezione di Milano-Bicocca, Milano, Italy*

^b *Università di Milano-Bicocca, Milano, Italy*

S. Buontempo^a, N. Cavallo^{a,c}, S. Di Guida^{a,d,2}, M. Esposito^{a,b}, F. Fabozzi^{a,c}, A.O.M. Iorio^{a,b}, G. Lanza^a, L. Lista^a, S. Meola^{a,d,2}, M. Merola^a, P. Paolucci^{a,2}, C. Sciacca^{a,b}, F. Thyssen

^a *INFN Sezione di Napoli, Napoli, Italy*

^b *Università di Napoli 'Federico II', Napoli, Italy*

^c *Università della Basilicata, Potenza, Italy*

^d *Università G. Marconi, Roma, Italy*

P. Azzi^{a,2}, N. Bacchetta^a, D. Bisello^{a,b}, R. Carlin^{a,b}, A. Carvalho Antunes De Oliveira^{a,b}, P. Checchia^a, M. Dall'Osso^{a,b,2}, T. Dorigo^a, U. Dosselli^a, F. Gasparini^{a,b}, U. Gasparini^{a,b}, A. Gozzelino^a, S. Lacaprara^a, M. Margoni^{a,b}, A.T. Meneguzzo^{a,b}, J. Pazzini^{a,b}, M. Pegoraro^a, N. Pozzobon^{a,b}, P. Ronchese^{a,b}, F. Simonetto^{a,b}, E. Torassa^a, M. Tosi^{a,b}, S. Vanini^{a,b}, S. Ventura^a, M. Zanetti, P. Zotto^{a,b}, A. Zucchetta^{a,b,2}, G. Zumerle^{a,b}

^a *INFN Sezione di Padova, Padova, Italy*

^b *Università di Padova, Padova, Italy*

^c *Università di Trento, Trento, Italy*

A. Braghieri^a, A. Magnani^a, P. Montagna^{a,b}, S.P. Ratti^{a,b}, V. Re^a, C. Riccardi^{a,b}, P. Salvini^a, I. Vai^a, P. Vitulo^{a,b}

^a *INFN Sezione di Pavia, Pavia, Italy*

^b *Università di Pavia, Pavia, Italy*

L. Alunni Solestizi^{a,b}, M. Biasini^{a,b}, G.M. Bilei^a, D. Ciangottini^{a,b,2}, L. Fanò^{a,b}, P. Lariccia^{a,b}, G. Mantovani^{a,b}, M. Menichelli^a, A. Saha^a, A. Santocchia^{a,b}, A. Spiezia^{a,b}

^a *INFN Sezione di Perugia, Perugia, Italy*

^b *Università di Perugia, Perugia, Italy*

K. Androsov^{a,29}, P. Azzurri^a, G. Bagliesi^a, J. Bernardini^a, T. Boccali^a, G. Broccolo^{a,c}, R. Castaldi^a, M.A. Ciocci^{a,29}, R. Dell'Orso^a, S. Donato^{a,c,2}, G. Fedi, L. Foà^{a,c,†}, A. Giassi^a, M.T. Grippo^{a,29}, F. Ligabue^{a,c}, T. Lomtadze^a, L. Martini^{a,b}, A. Messineo^{a,b}, F. Palla^a, A. Rizzi^{a,b}, A. Savoy-Navarro^{a,30}, A.T. Serban^a, P. Spagnolo^a, P. Squillacioti^{a,29}, R. Tenchini^a, G. Tonelli^{a,b}, A. Venturi^a, P.G. Verdini^a

^a *INFN Sezione di Pisa, Pisa, Italy*

^b *Università di Pisa, Pisa, Italy*

^c *Scuola Normale Superiore di Pisa, Pisa, Italy*

L. Barone^{a,b}, F. Cavallari^a, G. D'imperio^{a,b,2}, D. Del Re^{a,b}, M. Diemoz^a, S. Gelli^{a,b}, C. Jorda^a, E. Longo^{a,b}, F. Margaroli^{a,b}, P. Meridiani^a, F. Micheli^{a,b}, G. Organtini^{a,b}, R. Paramatti^a, F. Preiato^{a,b}, S. Rahatlou^{a,b}, C. Rovelli^a, F. Santanastasio^{a,b}, P. Traczyk^{a,b,2}

^a *INFN Sezione di Roma, Roma, Italy*

^b *Università di Roma, Roma, Italy*

N. Amapane^{a,b}, R. Arcidiacono^{a,c,2}, S. Argiro^{a,b}, M. Arneodo^{a,c}, R. Bellan^{a,b}, C. Biino^a, N. Cartiglia^a, M. Costa^{a,b}, R. Covarelli^{a,b}, D. Dattola^a, A. Degano^{a,b}, N. Demaria^a, L. Finco^{a,b,2}, B. Kiani^{a,b}, C. Mariotti^a, S. Maselli^a, E. Migliore^{a,b}, V. Monaco^{a,b}, E. Monteil^{a,b}, M. Musich^a, M.M. Obertino^{a,b}

L. Pacher^{a,b}, N. Pastrone^a, M. Pelliccioni^a, G.L. Pinna Angioni^{a,b}, F. Ravera^{a,b}, A. Romero^{a,b}, M. Ruspa^{a,c}, R. Sacchi^{a,b}, A. Solano^{a,b}, A. Staiano^a

^a INFN Sezione di Torino, Torino, Italy

^b Università di Torino, Torino, Italy

^c Università del Piemonte Orientale, Novara, Italy

S. Belforte^a, V. Candelise^{a,b,2}, M. Casarsa^a, F. Cossutti^a, G. Della Ricca^{a,b}, B. Gobbo^a, C. La Licata^{a,b}, M. Marone^{a,b}, A. Schizzi^{a,b}, T. Umer^{a,b}, A. Zanetti^a

^a INFN Sezione di Trieste, Trieste, Italy

^b Università di Trieste, Trieste, Italy

S. Chang, A. Kropivnitskaya, S.K. Nam

Kangwon National University, Chunchon, Republic of Korea

D.H. Kim, G.N. Kim, M.S. Kim, D.J. Kong, S. Lee, Y.D. Oh, A. Sakharov, D.C. Son

Kyungpook National University, Daegu, Republic of Korea

J.A. Brochero Cifuentes, H. Kim, T.J. Kim, M.S. Ryu

Chonbuk National University, Jeonju, Republic of Korea

S. Song

Chonnam National University, Institute for Universe and Elementary Particles, Kwangju, Republic of Korea

S. Choi, Y. Go, D. Gyun, B. Hong, M. Jo, H. Kim, Y. Kim, B. Lee, K. Lee, K.S. Lee, S. Lee, S.K. Park, Y. Roh

Korea University, Seoul, Republic of Korea

H.D. Yoo

Seoul National University, Seoul, Republic of Korea

M. Choi, H. Kim, J.H. Kim, J.S.H. Lee, I.C. Park, G. Ryu

University of Seoul, Seoul, Republic of Korea

Y. Choi, Y.K. Choi, J. Goh, D. Kim, E. Kwon, J. Lee, I. Yu

Sungkyunkwan University, Suwon, Republic of Korea

A. Juodagalvis, J. Vaitkus

Vilnius University, Vilnius, Lithuania

I. Ahmed, Z.A. Ibrahim, J.R. Komaragiri, M.A.B. Md Ali³¹, F. Mohamad Idris³², W.A.T. Wan Abdullah

National Centre for Particle Physics, Universiti Malaya, Kuala Lumpur, Malaysia

E. Casimiro Linares, H. Castilla-Valdez, E. De La Cruz-Burelo, I. Heredia-de La Cruz³³, A. Hernandez-Almada, R. Lopez-Fernandez, A. Sanchez-Hernandez

Centro de Investigacion y de Estudios Avanzados del IPN, Mexico City, Mexico

S. Carrillo Moreno, F. Vazquez Valencia

Universidad Iberoamericana, Mexico City, Mexico

S. Carpinteyro, I. Pedraza, H.A. Salazar Ibarguen

Benemerita Universidad Autonoma de Puebla, Puebla, Mexico

A. Morelos Pineda*Universidad Autónoma de San Luis Potosí, San Luis Potosí, Mexico***D. Krofcheck***University of Auckland, Auckland, New Zealand***P.H. Butler, S. Reucroft***University of Canterbury, Christchurch, New Zealand***A. Ahmad, M. Ahmad, Q. Hassan, H.R. Hoorani, W.A. Khan, T. Khurshid, M. Shoaib***National Centre for Physics, Quaid-I-Azam University, Islamabad, Pakistan***H. Bialkowska, M. Bluj, B. Boimska, T. Frueboes, M. Górski, M. Kazana, K. Nawrocki, K. Romanowska-Rybinska, M. Szleper, P. Zalewski***National Centre for Nuclear Research, Swierk, Poland***G. Brona, K. Bunkowski, K. Doroba, A. Kalinowski, M. Konecki, J. Krolikowski, M. Misiura, M. Olszewski, M. Walczak***Institute of Experimental Physics, Faculty of Physics, University of Warsaw, Warsaw, Poland***P. Bargassa, C. Beirão Da Cruz E Silva, A. Di Francesco, P. Faccioli, P.G. Ferreira Parracho, M. Gallinaro, L. Lloret Iglesias, F. Nguyen, J. Rodrigues Antunes, J. Seixas, O. Toldaiev, D. Vadrucio, J. Varela, P. Vischia***Laboratório de Instrumentação e Física Experimental de Partículas, Lisboa, Portugal***S. Afanasiev, P. Bunin, M. Gavrilenko, I. Golutvin, I. Gorbunov, A. Kamenev, V. Karjavin, V. Konoplyanikov, A. Lanev, A. Malakhov, V. Matveev³⁴, P. Moisenz, V. Palichik, V. Perelygin, S. Shmatov, S. Shulha, N. Skatchkov, V. Smirnov, A. Zarubin***Joint Institute for Nuclear Research, Dubna, Russia***V. Golovtsov, Y. Ivanov, V. Kim³⁵, E. Kuznetsova, P. Levchenko, V. Murzin, V. Oreshkin, I. Smirnov, V. Sulimov, L. Uvarov, S. Vavilov, A. Vorobyev***Petersburg Nuclear Physics Institute, Gatchina (St. Petersburg), Russia***Yu. Andreev, A. Dermenev, S. Gninenko, N. Golubev, A. Karneyeu, M. Kirsanov, N. Krasnikov, A. Pashenkov, D. Tlisov, A. Toropin***Institute for Nuclear Research, Moscow, Russia***V. Epshteyn, V. Gavrilo, N. Lychkovskaya, V. Popov, I. Pozdnyakov, G. Safronov, A. Spiridonov, E. Vlasov, A. Zhokin***Institute for Theoretical and Experimental Physics, Moscow, Russia***A. Bylinkin***National Research Nuclear University 'Moscow Engineering Physics Institute' (MEPhI), Moscow, Russia***V. Andreev, M. Azarkin³⁶, I. Dremin³⁶, M. Kirakosyan, A. Leonidov³⁶, G. Mesyats, S.V. Rusakov, A. Vinogradov***P.N. Lebedev Physical Institute, Moscow, Russia***A. Baskakov, A. Belyaev, E. Boos, V. Bunichev, M. Dubinin³⁷, L. Dudko, A. Ershov, A. Gribushin, V. Klyukhin, O. Kodolova, I. Lokhtin, I. Myagkov, S. Obraztsov, V. Savrin, A. Snigirev***Skobeltsyn Institute of Nuclear Physics, Lomonosov Moscow State University, Moscow, Russia*

I. Azhgirey, I. Bayshev, S. Bitioukov, V. Kachanov, A. Kalinin, D. Konstantinov, V. Krychkin, V. Petrov, R. Ryutin, A. Sobol, L. Tourtchanovitch, S. Troshin, N. Tyurin, A. Uzunian, A. Volkov

State Research Center of Russian Federation, Institute for High Energy Physics, Protvino, Russia

P. Adzic³⁸, M. Ekmedzic, J. Milosevic, V. Rekovic

University of Belgrade, Faculty of Physics and Vinca Institute of Nuclear Sciences, Belgrade, Serbia

J. Alcaraz Maestre, E. Calvo, M. Cerrada, M. Chamizo Llatas, N. Colino, B. De La Cruz, A. Delgado Peris, D. Domínguez Vázquez, A. Escalante Del Valle, C. Fernandez Bedoya, J.P. Fernández Ramos, J. Flix, M.C. Fouz, P. Garcia-Abia, O. Gonzalez Lopez, S. Goy Lopez, J.M. Hernandez, M.I. Josa, E. Navarro De Martino, A. Pérez-Calero Yzquierdo, J. Puerta Pelayo, A. Quintario Olmeda, I. Redondo, L. Romero, M.S. Soares

Centro de Investigaciones Energéticas Medioambientales y Tecnológicas (CIEMAT), Madrid, Spain

C. Albajar, J.F. de Trocóniz, M. Missiroli, D. Moran

Universidad Autónoma de Madrid, Madrid, Spain

H. Brun, J. Cuevas, J. Fernandez Menendez, S. Folgueras, I. Gonzalez Caballero, E. Palencia Cortezon, J.M. Vizan Garcia

Universidad de Oviedo, Oviedo, Spain

I.J. Cabrillo, A. Calderon, J.R. Castiñeiras De Saa, P. De Castro Manzano, J. Duarte Campderros, M. Fernandez, G. Gomez, A. Graziano, A. Lopez Virto, J. Marco, R. Marco, C. Martinez Rivero, F. Matorras, F.J. Munoz Sanchez, J. Piedra Gomez, T. Rodrigo, A.Y. Rodríguez-Marrero, A. Ruiz-Jimeno, L. Scodellaro, I. Vila, R. Vilar Cortabitarte

Instituto de Física de Cantabria (IFCA), CSIC-Universidad de Cantabria, Santander, Spain

D. Abbaneo, E. Auffray, G. Auzinger, M. Bachtis, P. Baillon, A.H. Ball, D. Barney, A. Benaglia, J. Bendavid, L. Benhabib, J.F. Benitez, G.M. Berruti, G. Bianchi, P. Bloch, A. Bocci, A. Bonato, C. Botta, H. Breuker, T. Camporesi, G. Cerminara, S. Colafranceschi³⁹, M. D'Alfonso, D. d'Enterria, A. Dabrowski, V. Daponte, A. David, M. De Gruttola, F. De Guio, A. De Roeck, S. De Visscher, E. Di Marco, M. Dobson, M. Dordevic, T. du Pree, N. Dupont, A. Elliott-Peisert, J. Eugster, G. Franzoni, W. Funk, D. Gigi, K. Gill, D. Giordano, M. Girone, F. Glege, R. Guida, S. Gundacker, M. Guthoff, J. Hammer, M. Hansen, P. Harris, J. Hegeman, V. Innocente, P. Janot, H. Kirschenmann, M.J. Kortelainen, K. Kousouris, K. Krajczar, P. Lecoq, C. Lourenço, M.T. Lucchini, N. Magini, L. Malgeri, M. Mannelli, J. Marrouche, A. Martelli, L. Masetti, F. Meijers, S. Mersi, E. Meschi, F. Moortgat, S. Morovic, M. Mulders, M.V. Nemallapudi, H. Neugebauer, S. Orfanelli⁴⁰, L. Orsini, L. Pape, E. Perez, A. Petrilli, G. Petrucciani, A. Pfeiffer, D. Piparo, A. Racz, G. Rolandi⁴¹, M. Rovere, M. Ruan, H. Sakulin, C. Schäfer, C. Schwick, A. Sharma, P. Silva, M. Simon, P. Sphicas⁴², D. Spiga, J. Steggemann, B. Stieger, M. Stoye, Y. Takahashi, D. Treille, A. Tsiros, G.I. Veres²⁰, N. Wardle, H.K. Wöhri, A. Zagozdinska⁴³, W.D. Zeuner

CERN, European Organization for Nuclear Research, Geneva, Switzerland

W. Bertl, K. Deiters, W. Erdmann, R. Horisberger, Q. Ingram, H.C. Kaestli, D. Kotlinski, U. Langenegger, D. Renker, T. Rohe

Paul Scherrer Institut, Villigen, Switzerland

F. Bachmair, L. Bäni, L. Bianchini, M.A. Buchmann, B. Casal, G. Dissertori, M. Dittmar, M. Donegà, M. Dünser, P. Eller, C. Grab, C. Heidegger, D. Hits, J. Hoss, G. Kasieczka, W. Lusterhann, B. Mangano, A.C. Marini, M. Marionneau, P. Martinez Ruiz del Arbol, M. Masciovecchio, D. Meister, P. Musella, F. Nessi-Tedaldi, F. Pandolfi, J. Pata, F. Pauss, L. Perrozzi, M. Peruzzi, M. Quittnat, M. Rossini,

A. Starodumov⁴⁴, M. Takahashi, V.R. Tavolaro, K. Theofilatos, R. Wallny, H.A. Weber

Institute for Particle Physics, ETH Zurich, Zurich, Switzerland

T.K. Aarrestad, C. Amsler⁴⁵, L. Caminada, M.F. Canelli, V. Chiochia, A. De Cosa, C. Galloni, A. Hinzmann, T. Hreus, B. Kilminster, C. Lange, J. Ngadiuba, D. Pinna, P. Robmann, F.J. Ronga, D. Salerno, S. Taroni, Y. Yang

Universität Zürich, Zurich, Switzerland

M. Cardaci, K.H. Chen, T.H. Doan, C. Ferro, M. Konyushikhin, C.M. Kuo, W. Lin, Y.J. Lu, R. Volpe, S.S. Yu

National Central University, Chung-Li, Taiwan

R. Bartek, P. Chang, Y.H. Chang, Y.W. Chang, Y. Chao, K.F. Chen, P.H. Chen, C. Dietz, F. Fiori, U. Grundler, W.-S. Hou, Y. Hsiung, Y.F. Liu, R.-S. Lu, M. Miñano Moya, E. Petrakou, J.F. Tsai, Y.M. Tzeng

National Taiwan University (NTU), Taipei, Taiwan

B. Asavapibhop, K. Kovitanggoon, G. Singh, N. Srimanobhas, N. Suwonjandee

Chulalongkorn University, Faculty of Science, Department of Physics, Bangkok, Thailand

A. Adiguzel, S. Cerci⁴⁶, C. Dozen, S. Girgis, G. Gokbulut, Y. Guler, E. Gurpinar, I. Hos, E.E. Kangal⁴⁷, A. Kayis Topaksu, G. Onengut⁴⁸, K. Ozdemir⁴⁹, S. Ozturk⁵⁰, B. Tali⁴⁶, H. Topakli⁵⁰, M. Vergili, C. Zorbilmez

Cukurova University, Adana, Turkey

I.V. Akin, B. Bilin, S. Bilmis, B. Isildak⁵¹, G. Karapinar⁵², U.E. Surat, M. Yalvac, M. Zeyrek

Middle East Technical University, Physics Department, Ankara, Turkey

E.A. Albayrak⁵³, E. Gülmez, M. Kaya⁵⁴, O. Kaya⁵⁵, T. Yetkin⁵⁶

Bogazici University, Istanbul, Turkey

K. Cankocak, S. Sen⁵⁷, F.I. Vardarli

Istanbul Technical University, Istanbul, Turkey

B. Grynyov

Institute for Scintillation Materials of National Academy of Science of Ukraine, Kharkov, Ukraine

L. Levchuk, P. Sorokin

National Scientific Center, Kharkov Institute of Physics and Technology, Kharkov, Ukraine

R. Aggleton, F. Ball, L. Beck, J.J. Brooke, E. Clement, D. Cussans, H. Flacher, J. Goldstein, M. Grimes, G.P. Heath, H.F. Heath, J. Jacob, L. Kreczko, C. Lucas, Z. Meng, D.M. Newbold⁵⁸, S. Paramesvaran, A. Poll, T. Sakuma, S. Seif El Nasr-storey, S. Senkin, D. Smith, V.J. Smith

University of Bristol, Bristol, United Kingdom

K.W. Bell, A. Belyaev⁵⁹, C. Brew, R.M. Brown, D.J.A. Cockerill, J.A. Coughlan, K. Harder, S. Harper, E. Olaiya, D. Petyt, C.H. Shepherd-Themistocleous, A. Thea, L. Thomas, I.R. Tomalin, T. Williams, W.J. Womersley, S.D. Worm

Rutherford Appleton Laboratory, Didcot, United Kingdom

M. Baber, R. Bainbridge, O. Buchmuller, A. Bundock, D. Burton, S. Casasso, M. Citron, D. Colling, L. Corpe, N. Cripps, P. Dauncey, G. Davies, A. De Wit, M. Della Negra, P. Dunne, A. Elwood, W. Ferguson, J. Fulcher, D. Futyan, G. Hall, G. Iles, G. Karapostoli, M. Kenzie, R. Lane, R. Lucas⁵⁸, L. Lyons, A.-M. Magnan,

S. Malik, J. Nash, A. Nikitenko⁴⁴, J. Pela, M. Pesaresi, K. Petridis, D.M. Raymond, A. Richards, A. Rose, C. Seez, A. Tapper, K. Uchida, M. Vazquez Acosta⁶⁰, T. Virdee, S.C. Zenz

Imperial College, London, United Kingdom

J.E. Cole, P.R. Hobson, A. Khan, P. Kyberd, D. Leggat, D. Leslie, I.D. Reid, P. Symonds, L. Teodorescu, M. Turner

Brunel University, Uxbridge, United Kingdom

A. Borzou, J. Dittmann, K. Hatakeyama, A. Kasmi, H. Liu, N. Pastika

Baylor University, Waco, USA

O. Charaf, S.I. Cooper, C. Henderson, P. Rumerio

The University of Alabama, Tuscaloosa, USA

A. Avetisyan, T. Bose, C. Fantasia, D. Gastler, P. Lawson, D. Rankin, C. Richardson, J. Rohlf, J. St. John, L. Sulak, D. Zou

Boston University, Boston, USA

J. Alimena, E. Berry, S. Bhattacharya, D. Cutts, N. Dhingra, A. Ferapontov, A. Garabedian, U. Heintz, E. Laird, G. Landsberg, Z. Mao, M. Narain, S. Sagir, T. Sinthuprasith

Brown University, Providence, USA

R. Breedon, G. Breto, M. Calderon De La Barca Sanchez, S. Chauhan, M. Chertok, J. Conway, R. Conway, P.T. Cox, R. Erbacher, M. Gardner, W. Ko, R. Lander, M. Mulhearn, D. Pellett, J. Pilot, F. Ricci-Tam, S. Shalhout, J. Smith, M. Squires, D. Stolp, M. Tripathi, S. Wilbur, R. Yohay

University of California, Davis, Davis, USA

R. Cousins, P. Everaerts, C. Farrell, J. Hauser, M. Ignatenko, G. Rakness, D. Saltzberg, E. Takasugi, V. Valuev, M. Weber

University of California, Los Angeles, USA

K. Burt, R. Clare, J. Ellison, J.W. Gary, G. Hanson, J. Heilman, M. Ivova PANEVA, P. Jandir, E. Kennedy, F. Lacroix, O.R. Long, A. Luthra, M. Malberti, M. Olmedo Negrete, A. Shrinivas, H. Wei, S. Wimpenny

University of California, Riverside, Riverside, USA

J.G. Branson, G.B. Cerati, S. Cittolin, R.T. D'Agnolo, A. Holzner, R. Kelley, D. Klein, J. Letts, I. Macneill, D. Olivito, S. Padhi, M. Pieri, M. Sani, V. Sharma, S. Simon, M. Tadel, Y. Tu, A. Vartak, S. Wasserbaech⁶¹, C. Welke, F. Würthwein, A. Yagil, G. Zevi Della Porta

University of California, San Diego, La Jolla, USA

D. Barge, J. Bradmiller-Feld, C. Campagnari, A. Dishaw, V. Dutta, K. Flowers, M. Franco Sevilla, P. Geffert, C. George, F. Golf, L. Gouskos, J. Gran, J. Incandela, C. Justus, N. Mccoll, S.D. Mullin, J. Richman, D. Stuart, I. Suarez, W. To, C. West, J. Yoo

University of California, Santa Barbara, Santa Barbara, USA

D. Anderson, A. Apresyan, A. Bornheim, J. Bunn, Y. Chen, J. Duarte, A. Mott, H.B. Newman, C. Pena, M. Pierini, M. Spiropulu, J.R. Vlimant, S. Xie, R.Y. Zhu

California Institute of Technology, Pasadena, USA

V. Azzolini, A. Calamba, B. Carlson, T. Ferguson, Y. Iiyama, M. Paulini, J. Russ, M. Sun, H. Vogel, I. Vorobiev

Carnegie Mellon University, Pittsburgh, USA

J.P. Cumalat, W.T. Ford, A. Gaz, F. Jensen, A. Johnson, M. Krohn, T. Mulholland, U. Nauenberg, J.G. Smith, K. Stenson, S.R. Wagner

University of Colorado Boulder, Boulder, USA

J. Alexander, A. Chatterjee, J. Chaves, J. Chu, S. Dittmer, N. Eggert, N. Mirman, G. Nicolas Kaufman, J.R. Patterson, A. Rinkevicius, A. Ryd, L. Skinnari, L. Soffi, W. Sun, S.M. Tan, W.D. Teo, J. Thom, J. Thompson, J. Tucker, Y. Weng, P. Wittich

Cornell University, Ithaca, USA

S. Abdullin, M. Albrow, J. Anderson, G. Apollinari, L.A.T. Bauerdick, A. Beretvas, J. Berryhill, P.C. Bhat, G. Bolla, K. Burkett, J.N. Butler, H.W.K. Cheung, F. Chlebana, S. Cihangir, V.D. Elvira, I. Fisk, J. Freeman, E. Gottschalk, L. Gray, D. Green, S. Grünendahl, O. Gutsche, J. Hanlon, D. Hare, R.M. Harris, J. Hirschauer, B. Hooberman, Z. Hu, S. Jindariani, M. Johnson, U. Joshi, A.W. Jung, B. Klima, B. Kreis, S. Kwan[†], S. Lammel, J. Linacre, D. Lincoln, R. Lipton, T. Liu, R. Lopes De Sá, J. Lykken, K. Maeshima, J.M. Marraffino, V.I. Martinez Outschoorn, S. Maruyama, D. Mason, P. McBride, P. Merkel, K. Mishra, S. Mrenna, S. Nahn, C. Newman-Holmes, V. O'Dell, O. Prokofyev, E. Sexton-Kennedy, A. Soha, W.J. Spalding, L. Spiegel, L. Taylor, S. Tkaczyk, N.V. Tran, L. Uplegger, E.W. Vaandering, C. Vernieri, M. Verzocchi, R. Vidal, A. Whitbeck, F. Yang, H. Yin

Fermi National Accelerator Laboratory, Batavia, USA

D. Acosta, P. Avery, P. Bortignon, D. Bourilkov, A. Carnes, M. Carver, D. Curry, S. Das, G.P. Di Giovanni, R.D. Field, M. Fisher, I.K. Furic, J. Hugon, J. Konigsberg, A. Korytov, J.F. Low, P. Ma, K. Matchev, H. Mei, P. Milenovic⁶², G. Mitselmakher, L. Muniz, D. Rank, R. Rossin, L. Shchutska, M. Snowball, D. Sperka, J. Wang, S. Wang, J. Yelton

University of Florida, Gainesville, USA

S. Hewamanage, S. Linn, P. Markowitz, G. Martinez, J.L. Rodriguez

Florida International University, Miami, USA

A. Ackert, J.R. Adams, T. Adams, A. Askew, J. Bochenek, B. Diamond, J. Haas, S. Hagopian, V. Hagopian, K.F. Johnson, A. Khatiwada, H. Prosper, V. Veeraraghavan, M. Weinberg

Florida State University, Tallahassee, USA

V. Bhopatkar, M. Hohlmann, H. Kalakhety, D. Mareskas-palcek, T. Roy, F. Yumiceva

Florida Institute of Technology, Melbourne, USA

M.R. Adams, L. Apanasevich, D. Berry, R.R. Betts, I. Bucinskaite, R. Cavanaugh, O. Evdokimov, L. Gauthier, C.E. Gerber, D.J. Hofman, P. Kurt, C. O'Brien, I.D. Sandoval Gonzalez, C. Silkworth, P. Turner, N. Varelas, Z. Wu, M. Zakaria

University of Illinois at Chicago (UIC), Chicago, USA

B. Bilki⁶³, W. Clarida, K. Dilsiz, S. Durgut, R.P. Gandrajula, M. Haytmyradov, V. Khristenko, J.-P. Merlo, H. Mermerkaya⁶⁴, A. Mestvirishvili, A. Moeller, J. Nachtman, H. Ogul, Y. Onel, F. Ozok⁵³, A. Penzo, C. Snyder, P. Tan, E. Tiras, J. Wetzel, K. Yi

The University of Iowa, Iowa City, USA

I. Anderson, B.A. Barnett, B. Blumenfeld, D. Fehling, L. Feng, A.V. Gritsan, P. Maksimovic, C. Martin, K. Nash, M. Osherson, M. Swartz, M. Xiao, Y. Xin

Johns Hopkins University, Baltimore, USA

P. Baringer, A. Bean, G. Benelli, C. Bruner, J. Gray, R.P. Kenny III, D. Majumder, M. Malek, M. Murray, D. Noonan, S. Sanders, R. Stringer, Q. Wang, J.S. Wood

The University of Kansas, Lawrence, USA

I. Chakaberia, A. Ivanov, K. Kaadze, S. Khalil, M. Makouski, Y. Maravin, A. Mohammadi, L.K. Saini, N. Skhirtladze, I. Svintradze, S. Toda

Kansas State University, Manhattan, USA

D. Lange, F. Rebassoo, D. Wright

Lawrence Livermore National Laboratory, Livermore, USA

C. Anelli, A. Baden, O. Baron, A. Belloni, B. Calvert, S.C. Eno, C. Ferraioli, J.A. Gomez, N.J. Hadley, S. Jabeen, R.G. Kellogg, T. Kolberg, J. Kunkle, Y. Lu, A.C. Mignerey, K. Pedro, Y.H. Shin, A. Skuja, M.B. Tonjes, S.C. Tonwar

University of Maryland, College Park, USA

A. Apyan, R. Barbieri, A. Baty, K. Bierwagen, S. Brandt, W. Busza, I.A. Cali, Z. Demiragli, L. Di Matteo, G. Gomez Ceballos, M. Goncharov, D. Gulhan, G.M. Innocenti, M. Klute, D. Kovalskyi, Y.S. Lai, Y.-J. Lee, A. Levin, P.D. Luckey, C. Mcginn, C. Mironov, X. Niu, C. Paus, D. Ralph, C. Roland, G. Roland, J. Salfeld-Nebgen, G.S.F. Stephans, K. Sumorok, M. Varma, D. Velicanu, J. Veverka, J. Wang, T.W. Wang, B. Wyslouch, M. Yang, V. Zhukova

Massachusetts Institute of Technology, Cambridge, USA

B. Dahmes, A. Finkel, A. Gude, P. Hansen, S. Kalafut, S.C. Kao, K. Klapoetke, Y. Kubota, Z. Lesko, J. Mans, S. Nourbakhsh, N. Ruckstuhl, R. Rusack, N. Tambe, J. Turkewitz

University of Minnesota, Minneapolis, USA

J.G. Acosta, S. Oliveros

University of Mississippi, Oxford, USA

E. Avdeeva, K. Bloom, S. Bose, D.R. Claes, A. Dominguez, C. Fangmeier, R. Gonzalez Suarez, R. Kamalieddin, J. Keller, D. Knowlton, I. Kravchenko, J. Lazo-Flores, F. Meier, J. Monroy, F. Ratnikov, J.E. Siado, G.R. Snow

University of Nebraska–Lincoln, Lincoln, USA

M. Alyari, J. Dolen, J. George, A. Godshalk, I. Iashvili, J. Kaisen, A. Kharchilava, A. Kumar, S. Rappoccio

State University of New York at Buffalo, Buffalo, USA

G. Alverson, E. Barberis, D. Baumgartel, M. Chasco, A. Hortiangtham, A. Massironi, D.M. Morse, D. Nash, T. Orimoto, R. Teixeira De Lima, D. Trocino, R.-J. Wang, D. Wood, J. Zhang

Northeastern University, Boston, USA

K.A. Hahn, A. Kubik, N. Mucia, N. Odell, B. Pollack, A. Pozdnyakov, M. Schmitt, S. Stoynev, K. Sung, M. Trovato, M. Velasco, S. Won

Northwestern University, Evanston, USA

A. Brinkerhoff, N. Dev, M. Hildreth, C. Jessop, D.J. Karmgard, N. Kellams, K. Lannon, S. Lynch, N. Marinelli, F. Meng, C. Mueller, Y. Musienko³⁴, T. Pearson, M. Planer, R. Ruchti, G. Smith, N. Valls, M. Wayne, M. Wolf, A. Woodard

University of Notre Dame, Notre Dame, USA

L. Antonelli, J. Brinson, B. Bylsma, L.S. Durkin, S. Flowers, A. Hart, C. Hill, R. Hughes, K. Kotov, T.Y. Ling, B. Liu, W. Luo, D. Puigh, M. Rodenburg, B.L. Winer, H.W. Wulsin

The Ohio State University, Columbus, USA

O. Driga, P. Elmer, J. Hardenbrook, P. Hebda, S.A. Koay, P. Lujan, D. Marlow, T. Medvedeva, M. Mooney, J. Olsen, C. Palmer, P. Piroué, X. Quan, H. Saka, D. Stickland, C. Tully, J.S. Werner, A. Zuranski

Princeton University, Princeton, USA

S. Malik

University of Puerto Rico, Mayaguez, USA

V.E. Barnes, D. Benedetti, D. Bortoletto, L. Gutay, M.K. Jha, M. Jones, K. Jung, M. Kress, N. Leonardo, D.H. Miller, N. Neumeister, F. Primavera, B.C. Radburn-Smith, X. Shi, I. Shipsey, D. Silvers, J. Sun, A. Svyatkovskiy, F. Wang, W. Xie, L. Xu, J. Zablocki

Purdue University, West Lafayette, USA

N. Parashar, J. Stupak

Purdue University Calumet, Hammond, USA

A. Adair, B. Akgun, Z. Chen, K.M. Ecklund, F.J.M. Geurts, M. Guilbaud, W. Li, B. Michlin, M. Northup, B.P. Padley, R. Redjimi, J. Roberts, J. Rorie, Z. Tu, J. Zabel

Rice University, Houston, USA

B. Betchart, A. Bodek, P. de Barbaro, R. Demina, Y. Eshaq, T. Ferbel, M. Galanti, A. Garcia-Bellido, P. Goldenzweig, J. Han, A. Harel, O. Hindrichs, A. Khukhunaishvili, G. Petrillo, M. Verzetti

University of Rochester, Rochester, USA

L. Demortier

The Rockefeller University, New York, USA

S. Arora, A. Barker, J.P. Chou, C. Contreras-Campana, E. Contreras-Campana, D. Duggan, D. Ferencek, Y. Gershtein, R. Gray, E. Halkiadakis, D. Hidas, E. Hughes, S. Kaplan, R. Kunnawalkam Elayavalli, A. Lath, S. Panwalkar, M. Park, S. Salur, S. Schnetzer, D. Sheffield, S. Somalwar, R. Stone, S. Thomas, P. Thomassen, M. Walker

Rutgers, The State University of New Jersey, Piscataway, USA

M. Foerster, G. Riley, K. Rose, S. Spanier, A. York

University of Tennessee, Knoxville, USA

O. Bouhali⁶⁵, A. Castaneda Hernandez, M. Dalchenko, M. De Mattia, A. Delgado, S. Dildick, R. Eusebi, W. Flanagan, J. Gilmore, T. Kamon⁶⁶, V. Krutelyov, R. Montalvo, R. Mueller, I. Osipenkov, Y. Pakhotin, R. Patel, A. Perloff, J. Roe, A. Rose, A. Safonov, A. Tatarinov, K.A. Ulmer²

Texas A&M University, College Station, USA

N. Akchurin, C. Cowden, J. Damgov, C. Dragoiu, P.R. Duderu, J. Faulkner, S. Kunori, K. Lamichhane, S.W. Lee, T. Libeiro, S. Undleeb, I. Volobouev

Texas Tech University, Lubbock, USA

E. Appelt, A.G. Delannoy, S. Greene, A. Gurrola, R. Janjam, W. Johns, C. Maguire, Y. Mao, A. Melo, P. Sheldon, B. Snook, S. Tuo, J. Velkovska, Q. Xu

Vanderbilt University, Nashville, USA

M.W. Arenton, S. Boutle, B. Cox, B. Francis, J. Goodell, R. Hirosky, A. Ledovskoy, H. Li, C. Lin, C. Neu, E. Wolfe, J. Wood, F. Xia

University of Virginia, Charlottesville, USA

C. Clarke, R. Harr, P.E. Karchin, C. Kottachchi Kankanamge Don, P. Lamichhane, J. Sturdy

Wayne State University, Detroit, USA

D.A. Belknap, D. Carlsmith, M. Cepeda, A. Christian, S. Dasu, L. Dodd, S. Duric, E. Friis, B. Gomber, R. Hall-Wilton, M. Herndon, A. Hervé, P. Klabbers, A. Lanaro, A. Levine, K. Long, R. Loveless, A. Mohapatra, I. Ojalvo, T. Perry, G.A. Pierro, G. Polese, I. Ross, T. Ruggles, T. Sarangi, A. Savin, A. Sharma, N. Smith, W.H. Smith, D. Taylor, N. Woods

University of Wisconsin, Madison, USA

† Deceased.

¹ Also at Vienna University of Technology, Vienna, Austria.

² Also at CERN, European Organization for Nuclear Research, Geneva, Switzerland.

³ Also at State Key Laboratory of Nuclear Physics and Technology, Peking University, Beijing, China.

⁴ Also at Institut Pluridisciplinaire Hubert Curien, Université de Strasbourg, Université de Haute Alsace Mulhouse, CNRS/IN2P3, Strasbourg, France.

⁵ Also at National Institute of Chemical Physics and Biophysics, Tallinn, Estonia.

⁶ Also at Skobeltsyn Institute of Nuclear Physics, Lomonosov Moscow State University, Moscow, Russia.

⁷ Also at Universidade Estadual de Campinas, Campinas, Brazil.

⁸ Also at Centre National de la Recherche Scientifique (CNRS) – IN2P3, Paris, France.

⁹ Also at Laboratoire Leprince-Ringuet, Ecole Polytechnique, IN2P3–CNRS, Palaiseau, France.

¹⁰ Also at Joint Institute for Nuclear Research, Dubna, Russia.

¹¹ Now at Helwan University, Cairo, Egypt.

¹² Now at Ain Shams University, Cairo, Egypt.

¹³ Now at Fayoum University, El-Fayoum, Egypt.

¹⁴ Also at Zewail City of Science and Technology, Zewail, Egypt.

¹⁵ Also at British University in Egypt, Cairo, Egypt.

¹⁶ Also at Université de Haute Alsace, Mulhouse, France.

¹⁷ Also at Tbilisi State University, Tbilisi, Georgia.

¹⁸ Also at Brandenburg University of Technology, Cottbus, Germany.

¹⁹ Also at Institute of Nuclear Research ATOMKI, Debrecen, Hungary.

²⁰ Also at Eötvös Loránd University, Budapest, Hungary.

²¹ Also at University of Debrecen, Debrecen, Hungary.

²² Also at Wigner Research Centre for Physics, Budapest, Hungary.

²³ Also at University of Visva-Bharati, Santiniketan, India.

²⁴ Now at King Abdulaziz University, Jeddah, Saudi Arabia.

²⁵ Also at University of Ruhuna, Matara, Sri Lanka.

²⁶ Also at Isfahan University of Technology, Isfahan, Iran.

²⁷ Also at University of Tehran, Department of Engineering Science, Tehran, Iran.

²⁸ Also at Plasma Physics Research Center, Science and Research Branch, Islamic Azad University, Tehran, Iran.

²⁹ Also at Università degli Studi di Siena, Siena, Italy.

³⁰ Also at Purdue University, West Lafayette, USA.

³¹ Also at International Islamic University of Malaysia, Kuala Lumpur, Malaysia.

³² Also at Malaysian Nuclear Agency, MOSTI, Kajang, Malaysia.

³³ Also at Consejo Nacional de Ciencia y Tecnología, Mexico city, Mexico.

³⁴ Also at Institute for Nuclear Research, Moscow, Russia.

³⁵ Also at St. Petersburg State Polytechnical University, St. Petersburg, Russia.

³⁶ Also at National Research Nuclear University 'Moscow Engineering Physics Institute' (MEPhI), Moscow, Russia.

³⁷ Also at California Institute of Technology, Pasadena, USA.

³⁸ Also at Faculty of Physics, University of Belgrade, Belgrade, Serbia.

³⁹ Also at Facoltà Ingegneria, Università di Roma, Roma, Italy.

⁴⁰ Also at National Technical University of Athens, Athens, Greece.

- ⁴¹ Also at Scuola Normale e Sezione dell'INFN, Pisa, Italy.
- ⁴² Also at University of Athens, Athens, Greece.
- ⁴³ Also at Warsaw University of Technology, Institute of Electronic Systems, Warsaw, Poland.
- ⁴⁴ Also at Institute for Theoretical and Experimental Physics, Moscow, Russia.
- ⁴⁵ Also at Albert Einstein Center for Fundamental Physics, Bern, Switzerland.
- ⁴⁶ Also at Adiyaman University, Adiyaman, Turkey.
- ⁴⁷ Also at Mersin University, Mersin, Turkey.
- ⁴⁸ Also at Cag University, Mersin, Turkey.
- ⁴⁹ Also at Piri Reis University, Istanbul, Turkey.
- ⁵⁰ Also at Gaziosmanpasa University, Tokat, Turkey.
- ⁵¹ Also at Ozyegin University, Istanbul, Turkey.
- ⁵² Also at Izmir Institute of Technology, Izmir, Turkey.
- ⁵³ Also at Mimar Sinan University, Istanbul, Istanbul, Turkey.
- ⁵⁴ Also at Marmara University, Istanbul, Turkey.
- ⁵⁵ Also at Kafkas University, Kars, Turkey.
- ⁵⁶ Also at Yildiz Technical University, Istanbul, Turkey.
- ⁵⁷ Also at Hacettepe University, Ankara, Turkey.
- ⁵⁸ Also at Rutherford Appleton Laboratory, Didcot, United Kingdom.
- ⁵⁹ Also at School of Physics and Astronomy, University of Southampton, Southampton, United Kingdom.
- ⁶⁰ Also at Instituto de Astrofísica de Canarias, La Laguna, Spain.
- ⁶¹ Also at Utah Valley University, Orem, USA.
- ⁶² Also at University of Belgrade, Faculty of Physics and Vinca Institute of Nuclear Sciences, Belgrade, Serbia.
- ⁶³ Also at Argonne National Laboratory, Argonne, USA.
- ⁶⁴ Also at Erzincan University, Erzincan, Turkey.
- ⁶⁵ Also at Texas A&M University at Qatar, Doha, Qatar.
- ⁶⁶ Also at Kyungpook National University, Daegu, Republic of Korea.